




**ESCMID**

EUROPEAN SOCIETY  
OF CLINICAL MICROBIOLOGY  
AND INFECTIOUS DISEASES



**YEARBOOK**

**12 / 13**



# Table of Contents

	<b>Society</b>				<b>Professional Affairs</b>
2	Organisational Chart		40	Professional Affairs Overview	
4	ESCMID – well-established in Switzerland		41	Future Generations of European CM and ID Professionals admitted to Trainee Association of ESCMID (TAE)	
9	European Council		42	ESCMID Collaborative Centres and Observerships	
	<b>Finances</b>		44	ESCMID Parity Commission	
10	Finances 2012		45	Translational Research on Combating Antimicrobial Resistance (TROCAR)	
	<b>Awards &amp; Grants</b>		46	EUCAST in 2012–2013	
11	Awards and Grants 2013			<b>Conferences</b>	
12	ESCMID Award for Excellence in Clinical Microbiology and Infectious Diseases 2013		50	5th International Day for Fighting Infection	
13	ESCMID Young Investigator Awards for Research in Clinical Microbiology and Infectious Diseases 2013		52	2nd ESCMID Conference on Invasive Fungal Infections	
14	ESCMID Research Grants 2013		54	2nd ESCMID Conference on The Impact of Vaccines on Public Health	
15	ISF-ESCMID Sepsis Award 2013			<b>International Networking</b>	
	<b>Science</b>		57	ESCMID to strengthen its role in the Caucasus	
16	Scientific Affairs		59	ESCMID returns to Russia	
17	Study Group News		60	ESCMID collaboration in China	
22	ESCMID Medical Guidelines		62	ESCMID cooperation with ISID	
24	The Online Lecture Library embraces the future		62	IAMM Conference in New Delhi, India	
	<b>ECCMID</b>		65	ESCMID signs Memorandum of Understanding with WHO Regional Office for Europe and RIVM	
26	22nd ECCMID 2012: London, UK		66	ESCMID working together with ECDC and WHO	
	<b>Education</b>		67	ESCMID activities in Latin America	
28	ESCMID Educational Activities			<b>Upcoming Events</b>	
29	Report of the 11th ESCMID Summer School		68	Upcoming ECCMIDs	
30	From the 1st to the 100th ESCMID Postgraduate Education Course in 20 years		69	Forthcoming Events	
32	ESCMID Courses and Workshops			<b>70 About us</b>	
	<b>Publications</b>				
34	Message from the <i>CMI</i> Editor-in-Chief				
35	Monthly theme sections in 2012 and 2013				
37	Beyond Clinical Microbiology and Infection: New Journal – New Microbes & New Infections				
38	The European Manual of Microbiology makes its debut in London				

# Organisational Chart

## Executive Committee

## Standing Members



**Gunnar Kahlmeter**  
Växjö, SE  
President



**Murat Akova**  
Ankara, TR  
Scientific Affairs  
Officer, Secretary  
General &  
President-elect



**Giuseppe Cornaglia**  
Verona, IT  
Past President &  
Communications  
Officer



**Cornelia Lass-Flörl**  
Innsbruck, AT  
Treasurer



**Jesús Rodríguez-Baño**  
Seville, ES  
Education Officer



**Mario Poljak**  
Ljubljana, SI  
Professional  
Affairs Officer CM



**Evelina Tacconelli**  
Tübingen, DE  
Professional  
Affairs Officer ID

### General Affairs

### Science

### Communication, Publications and Awards

### Finance

### Education

### Professional Affairs, CM

### Professional Affairs, ID

#### European Council

#### Professional Affairs Subcommittee

Mario Poljak (Ljubljana, SI), Co-Chair  
Evelina Tacconelli (Tübingen, DE), Co-Chair

#### ID members:

Nicholas J. Beeching (Liverpool, UK)  
Maria Adriana Cataldo (Rome, IT)  
Khetam Hussein (Haifa, IL)  
Endre Ludwig (Budapest, HU)  
Mario U. Mondelli (Pavia, IT)  
Leonardo Pagani (Geneva, CH)  
Pilar Retamar (Seville, ES)  
Andrej Trampuz (Berlin, DE)  
Andrew J. Ullmann (Würzburg, DE)

#### CM members:

Guido Antonelli (Rome, IT)  
Petra Apfalter (Linz, AT)  
Bridget Atkins (Oxford, UK)  
Hilary Humphreys (Dublin, IE)  
Jlrik Stenz Justesen (Odense, DK)  
Piotr Kochan (Cracow, PL)  
Truls M. Leegaard (Lørenskog, NO)  
Hilpi Rautelin (Uppsala, SE)  
Katja Seme (Ljubljana, SI)

#### Publication Subcommittee

Giuseppe Cornaglia (Verona, IT), Chair

Didier Raoult (Marseille, FR)  
Rupert Cousins (Oxford, UK)

#### Scientific Affairs Subcommittee

Murat Akova (Ankara, TR), Chair

Maiken Cavling Arendrup (Copenhagen, DK)  
Germán Bou Arevalo (La Coruna, ES)  
Hanan Balkhy (Riyadh, SA)  
Rosemary Barnes (Cardiff, UK)  
Birgitta Evengård (Umea, SE)  
Marek Gniadkowski (Warsaw, PL)  
Hakan Leblebicioglu (Samsun, TR)  
Hervé Pelloux (Grenoble, FR)  
Paul Savelkoul (Maastricht, NL)

#### Study Groups

#### Parity Commission

Mario Poljak (Ljubljana, SI), Co-Chair  
Evelina Tacconelli (Tübingen, DE), Co-Chair

Titia M. Kortbeek (Bilthoven, NL)  
Dan Otelea (Bucharest, RO)  
Nur Benzonana (Istanbul, TR)

Judith Zimmermann  
Office Manager

Dianne White  
Office Manager

Henri Saenz  
Office Manager

Karin Werner  
Office Manager

Ad hoc Members



**Didier Raoult**  
Marseille, FR  
Editor-in-Chief,  
CMI



**Michel Drancourt**  
Marseille, FR  
Editor-in-Chief,  
nm&ni



**Jordi Vila**  
Barcelona, ES  
ECCMID Programme  
Director



**Winfried V. Kern**  
Freiburg, DE  
Deputy  
ECCMID Programme  
Director



**Roger Finch**  
Hognaston, UK  
Medical Guidelines  
Director



**Rafael Canton**  
Madrid, ES  
EUCAST  
Chairperson

CMI

nm&ni

ECCMID

ECCMID

Medical Guidelines

EUCAST

**Programme Committee ECCMID 2013**

Jordi Vila (Barcelona, ES),  
Programme Director

José Maria Aguado (Madrid, ES)  
Murat Akova (Ankara, TR)  
Ingo Autenrieth (Tübingen, DE)  
Emmanuelle Cambau (Paris, FR)  
Jonathan Cohen (Brighton, UK)  
Giuseppe Cornaglia (Verona, IT)  
Stephanie Dancer (Lanarkshire, UK)  
Petra Gastmeier (Berlin, DE)  
Beatrice Grabein (Munich, DE)  
Gilbert Greub (Lausanne, CH)  
Hakan Hanberger (Linköping, SE)  
Mathias Herrmann (Homburg, DE)  
Po-Ren Hsueh (Taipei, TW)  
Margareta Ieven (Antwerp, BE)  
Gunnar Kahlmeter (Växjö, SE)  
Winfried Kern (Freiburg, DE)  
Titia Kortbeek (Bilthoven, NL)  
Christoph Lange (Borstel, DE)  
Cornelia Lass-Flörl (Innsbruck, AT)  
Giorgio Palù (Padua, IT)  
David Paterson (Brisbane, AU)  
François Peyron (Lyon, FR)  
Mario Poljak (Ljubljana, SI)  
Didier Raoult (Marseille, FR)  
Jesús Rodríguez-Baño (Seville, ES)  
Bernd Salzberger (Regensburg, DE)  
Harald Seifert (Cologne, DE)  
Evelina Tacconelli (Tübingen, DE)  
Ariana Tambic (Zagreb, HR)

Nora Nedkov  
Office Manager

**Executive Office**



**Thomas Greif**  
Education Manager



**Nora Nedkov**  
Project Manager  
Events



**Henri Saenz**  
Science Manager



**Karin Werner**  
Professional Affairs  
Manager



**Dianne White**  
Membership  
Manager



**Judith Zimmermann**  
Finance &  
Administration  
Manager, Secretary  
to the Board

# ESCMID – well-established in Switzerland



*Gunnar Kahlmeter*  
*ESCMID President*  
*gunnar.kahlmeter@escmid.org*

In 2011 ESCMID ceased operations in Germany and re-emerged as a society in Switzerland. The Executive Committee is smaller than it used to be and now consists of the President, Past President, President-Elect, Treasurer, Educational Officer and the two Professional Affairs Officers. The *CMI* Editor-in-Chief, ECCMID Programme Director and Deputy Programme Director, EUCAST Chairman, and Guidelines Director are ad hoc members, consulted on relevant issues. We are happy and proud to report to you that we succeeded in making all of the original ESCMID resources available to ESCMID Switzerland members and that ESCMID Switzerland has emerged in good shape and with the same ability as ESCMID Germany to support members as they champion learning, science and international cooperation in both fields, CM and ID.

We are also proud of and grateful for the fact that ECCMID has been able to hold its own in a world where new rules and economic difficulties have made it more difficult to arrange large congresses. ECCMID 2013 in Berlin promises to be as successful as any of the last years' ECCMIDs.

Our office in Basel is geared up to help with all ESCMID activities, from planning ECCMID to postgraduate courses, from research grants to Observerships, from parity issues to medical guidelines and much more. ESCMID is here to help. In the course of a year, ESCMID deals with numerous requests to fund courses and workshops, provide attendance and travel grants, write or endorse guidelines, publish programmes for meetings etc. and arrange more than 70 ESCMID Observerships. Our relations with ECDC and WHO are strengthening. Both are on the ECCMID Programme Committee and both actively participate in ESCMID conferences. Over the next 6 months, two new initiatives will be launched, ESCMID-WHO Observerships and ESCMID-ECDC Observerships. Each will be offered to 5 members from different countries as short 3 day (WHO Regional Office Europe in Copenhagen in June) and 5 day (ECDC in Stockholm in September) courses on the theme of 'What really goes on behind the scenes in the WHO Regional Office Europe and ECDC?', respectively. More information can be found on the ESCMID website and on page 64 and 67.

Remember to stop over in Basel to visit the ESCMID Headquarters. When you land in Basel, choose to exit into Switzerland. The office is well placed in the centre of this beautiful city.

ESCMID has members all over the world. We are pleased that the Society has grown again to include over 4'700 members. For key membership statistics, please see page 6.

ESCMID's top priority is to support clinical microbiologists and infectious disease specialists in Europe but we are also reaching out to other continents as much as possible. The annual congress, ECCMID, is one of the main activities of the Society and it is now the largest congress of its kind in the CM and ID fields. But the Society has much more to offer than the annual meeting!

To facilitate the professional life and careers of our colleagues, we offer a variety of programmes and activities. The availability of some of these are dependant on your membership status.

- The society's journal(s)
- European Manual of Clinical Microbiology (EMCM) – soon to go to the website
- ECDC, WHO and EUCAST Observerships (new)
- Medical guidelines
- Observerships
- Travel Grants for the annual congress, ECCMID, summer school and postgraduate courses and some workshops. Option to participate in the Trainees Association of ESCMID for young members only
- Postgraduate courses
- Study groups on many topics
- Research Grants (10 – 20 per year)
- Summer School (Greece 2013, Stockholm 2014)

The 2012 figures show ESCMID's core accomplishments from which members benefit:

- 59 Collaborative Centres (centres hosting Observers)
- 69 Observership visits
- 13 post-graduate courses and Summer School
- 2 scientific conferences on special topics
- 12 standard issues of the Society's Journal – *CMI*
- 3 published medical and laboratory guidelines
- 3 European projects – EUCAST, TROCAR, and GRACE
- 23 Study Groups – expert circles for specific topics

To reach out beyond Europe, ESCMID delegations travel to conferences and meetings all over the world, including Brazil, Can-



**The office staff includes experts in many fields**

(l. to r.) Henri Saenz, Karin Werner, Judith Zimmermann, Dianne White, Thomas Greif, Nora Nedkov



**Staff in front of the Presidents' gallery**



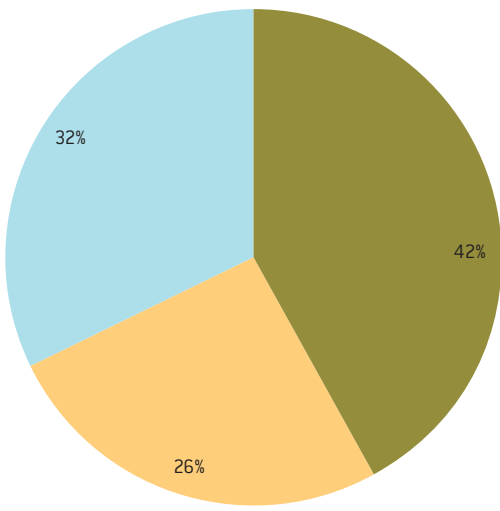
**Staff in ESCMID meeting room**



**Basel courthouse**



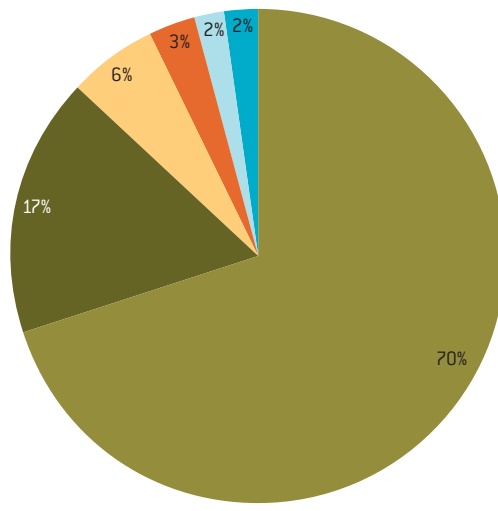
**Rhein with 'Kleinbasel' in background**



**Figure 1. Membership category chosen**

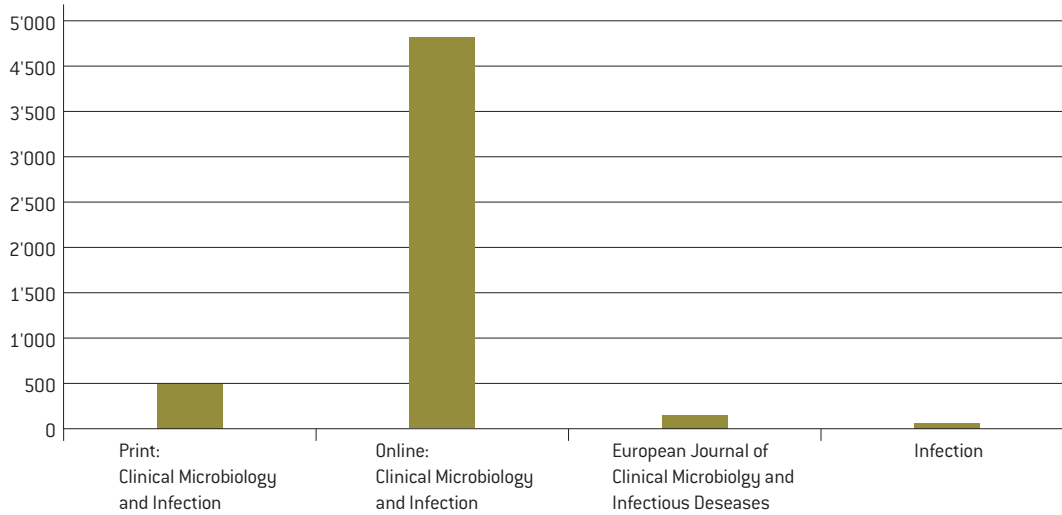
- Full membership
- Young Scientist membership
- Basic membership

Total ESCMID members: 4700

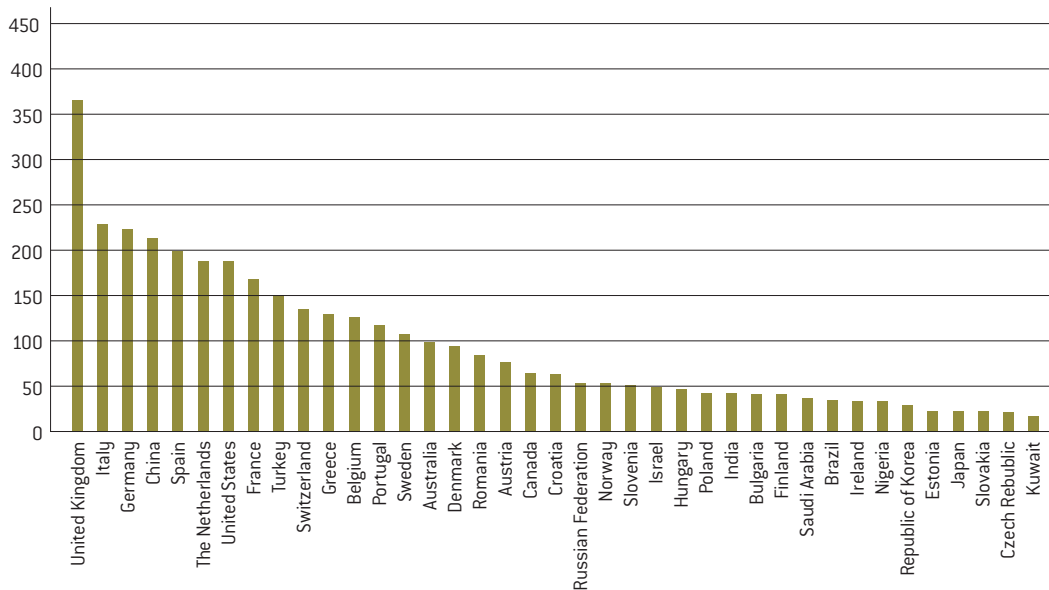


**Figure 2. Percentage of ESCMID members according to continent**

- Europe
- Asia
- North America
- Oceania
- Central & South America
- Africa



**Figure 3. Numbers of members subscribing to journals**



**Figure 4. The 39 countries with the most members**

ada, China, India, Russia and the USA. For 2013 and beyond, ESCMID organised a conference on Fungi in Rome (January 2013) and on Vaccines in Prague (March 2013). ECCMID 2013 in Berlin and ECCMID 2014 in Barcelona are in preparation. Invitations to several new initiatives are advertised or about to be (ESCMID Observerships and the special ESCMID/WHO and ESCMID/ECDC Observerships and Observership exchange with ASM; EUCAST Observerships to further the implementation of EUCAST antimicrobial susceptibility testing and the participation of EUCAST General Committee members in Steering Committee meetings). Furthermore, many new postgraduate courses and the summer school in Greece are being planned. Visit [escmid.org](http://escmid.org) and explore our many resources!

I would like to thank each and every one of you: EC colleagues and ESCMID staff in Basel, programme directors, *CMI* editor and staff, colleagues in EUCAST, guidelines editor and writers, ESCMID Committee and Study Group chairs and members, speakers and chairs at ECCMID and other ESCMID scientific meetings and you who are responsible for making post-graduate courses and Summer Schools a success; you who gladly offer your time and hospitality to ESCMID Observers, and all members who have discovered how important ESCMID is as an advocate of international exchange, understanding and friendship.

We are grateful to all of you for the hard work you put in for ESCMID and your colleagues.



**The ESCMID Executive Committee 2012–13**

(l. to r.) Jesús Rodríguez-Baño (Spain), Mario Poljak (Slovenia), Cornelia Lass-Flörl (Austria), Giuseppe Cornaglia (Italy), Gunnar Kahlmeter (Sweden), Evelina Tacconelli (Germany), Jordi Vila (ad hoc member; Programme Director, Spain) and Murat Akova (Turkey)



**The change of ESCMID presidents took place immediately after ECCMID 2012 in London.** Giuseppe Cornaglia, Verona, Italy, handed over to Gunnar Kahlmeter, Växjö, Sweden.



**Vote at Assembly of members 2012**

# Membership makes you part of a community

## – Sign up for ESCMID Membership

**VISIT US!  
IN THE ESCMID WORLD  
AT ECCMID BERLIN**

### Good reasons to join us:

- Subscription to the monthly issues and supplements of *Clinical Microbiology and Infection (CMI)*, in print and /or online
- Registration discounts for ECCMID, ESCMID Summer School and other scientific and educational events organised or endorsed by ESCMID
- Receipt of ESCMID Newsletter by email and ESCMID Yearbook by post
- Option to subscribe to several European journals at a preferential rate
- Access to ESCMID member-only webpages, including the Online Lecture Library, the Membership Directory and much more
- Eligibility for ESCMID Awards, Research Grants and Observerships
- Right to vote and actively participate in shaping the Society and European clinical microbiology and infectious diseases through participation in working groups committees, educational activities and much more

### Apply for ESCMID Membership

Visit our website and join us now!

[www.escmid.org/membership](http://www.escmid.org/membership)



**ESCMID**

EUROPEAN SOCIETY  
OF CLINICAL MICROBIOLOGY  
AND INFECTIOUS DISEASES

# European Council



*Gunnar Kahlmeter*  
*ESCMID President*  
*gunnar.kahlmeter@escmid.org*

## **Introduction**

Over the years the ESCMID European Council has developed into a well-established and valuable resource for the Society. As of March 2013 it included 45 European national and specialist societies, all listed on the ESCMID website – [www.escmid.org/council](http://www.escmid.org/council). The affiliation agreement they have signed with ESCMID has the objective to promote research and education in clinical microbiology and infectious diseases at both national and international levels. The representatives of Affiliated Societies, normally their president or a nominee, form the European Council and meet during ECCMID. Their valuable advice during and between council meetings is much appreciated by ESCMID. Following the closing of ESCMID e.V. in Germany and the birth of ESCMID Switzerland, all societies were asked to reaffirm their affiliation with ESCMID. The new society is now inviting other national societies in clinical microbiology, infectious diseases, antimicrobial chemotherapy or other related specialised fields, not yet affiliated, to join us. Several of ESCMID's special programmes offer good opportunities for collaboration between Affiliated Societies and ESCMID, including ESCMID Collaborative Centres, ESCMID Observerships, travel grants and awards programmes, the Summer School and postgraduate courses.

## **European cooperation**

In my role as President of ESCMID and former Chairman of EUCAST, I have visited the national societies of many European and non-European countries to form closer ties with ESCMID

and to help negotiate a transition from previous susceptibility testing standards to EUCAST standards. The joy of meeting new and old friends of many nationalities and of seeing young colleagues enthusiastically make use of all the opportunities offered by the many collaborative programmes and courses more than make up for the exhausting travelling the task involves. I can only encourage all of you to take advantage of these opportunities for international collaboration with ESCMID, be it in ESCMID Study Groups, organising ESCMID Post Graduate Courses or enthusiastically inviting ESCMID Observers to come and visit your everyday world! You may not consider your neck of the woods special or exotic but I can promise you – others will. Go for it!

## **Implementation of a European standard for antimicrobial susceptibility testing through national societies, national AST committees (NACs) and EUCAST, ESCMID and ECDC**

EUCAST, ESCMID and ECDC have encouraged, through national societies, European countries to form national antimicrobial susceptibility testing committees (NACs) to help introduce national strategies for harmonised antimicrobial susceptibility testing, liaison with EUCAST and take on the education and training of staff at national level. Many have heeded the call. This work will continue. EUCAST and ESCMID have just signed a new contract with ECDC for the continued support of EUCAST activities. See the separate article on 'EUCAST' on pages 46–49.

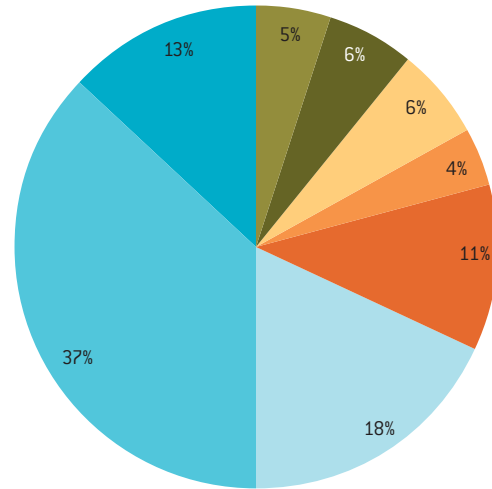
# Finances 2012



*Cornelia Lass-Flörl*  
Treasurer  
[cornelia.lass-floerl@escmid.org](mailto:cornelia.lass-floerl@escmid.org)

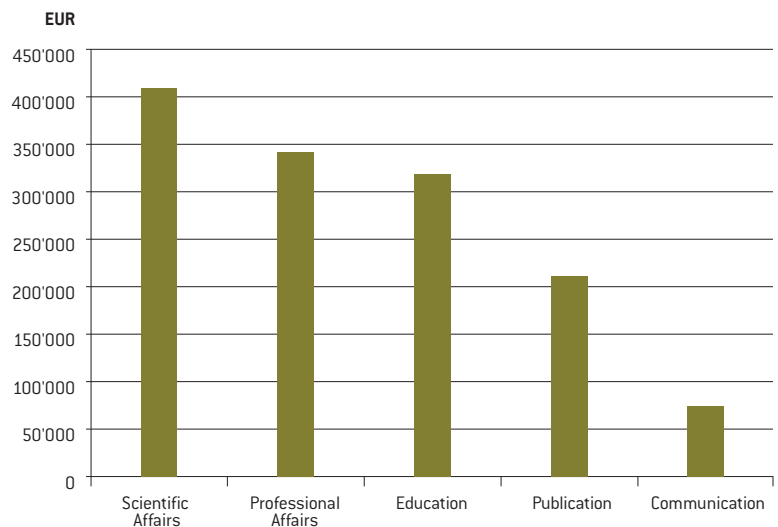
In 2011 ESCMID went through a period of profound transformation in organisational and financial matters. The new ESCMID, with its seat in Switzerland, had to re-assess its budget, financial commitments and administrative procedures whilst retaining its forerunner's potential to support clinical microbiology and infectious diseases in Europe. This step was successfully implemented and 2012 was very satisfactory for ESCMID, with almost EUR 1.4 million spent on key activities in scientific and professional affairs, education, and communication/publication (Figure 2).

The 2013 budget foresees expenditure of approximately EUR 2.9 million, mostly concentrated in the areas of science, professional affairs and education (Figure 1). ESCMID is proud to keep supporting previously successful projects and is committed to funding new scientific and educational activities, including Study Groups, conferences and workshops, medical guidelines, awards and grants.



**Figure 1. Budgeted expenses per portfolio for the year 2013**

- Scientific Affairs
- Executive Committee
- Administration, Finances, Office
- Membership Services
- Communication
- Publication
- Education
- Professional Affairs



**Figure 2. Expenses 2012 for key activities**

# Awards and Grants 2013

## Award for Excellence in Clinical Microbiology and Infectious Diseases 2013

## ESCMID Young Investigator Awards for Research in Clinical Microbiology and Infectious Diseases 2013

## ESCMID Research Grants 2013

## ISF Sepsis Award 2013

*Murat Akova*  
*ESCMID Scientific Affairs Officer*  
*murat.akova@escmid.org*

We are pleased to present the outstanding award and research grant recipients for the year 2013. ESCMID continues to show a strong commitment to this programme as is evident from our support of 15 individuals for an ESCMID Research Grant.

Patrice Nordmann (Paris, France) is the ESCMID Excellence Awardee for 2013. The award recognizes his superb contributions to the field of antimicrobial resistance over the last 25 years. His approach to the subject is broad, encompassing genetics, biochemistry, and molecular epidemiology of antibiotic resistance from fundamental research to clinical applications with a major focus on the emerging resistance traits such as carbapenemases.

The Young Investigator Awardees for 2013 are Thomas Bjarnsholt (Copenhagen, Denmark) and Vincent Cattoir (Caen, France). Vincent Cattoir's research focuses on various molecular aspects of bacterial antimicrobial resistance, whereas Thomas Bjarnsholt explores bacterial biofilms and their roles in various chronic infections. The research of both awardees has significant implications not only in basic sciences, but also for the daily practice of infectious disease specialists.

Fifteen young colleagues received research grants to work on their proposed basic or applied research projects. The reviewers of these projects deserve special thanks: More referees were assigned this year for evaluating the projects and without their help, we would have been unable to choose the current awardees from among others with almost equally exceptional project proposals. Detailed information about the awardees and recipients of ESCMID funding in 2013 is listed on the following four pages.

In addition to the awards and grants, ESCMID supports young colleagues with merit-based travel grants and/or free registration to enable them to attend ECCMID. For ECCMID Berlin, 79 persons received travel grants and free registration to present results of their work (EUR 63'200). In contrast to previous years, we offered only support that included both a grant and free registration, making recipients more likely to be able to attend.

ESCMID supports its young members also with attendance grants for ESCMID conferences, the Summer School, Post-Graduate Educational Courses or other educational activities. In 2012 almost EUR 87'000 was spent for this purpose.

## ESCMID Award for Excellence in Clinical Microbiology and Infectious Diseases 2013



### Patrice Nordmann

Patrice Nordmann currently holds a professorship in Clinical Microbiology and holds the following positions in Paris, France:

- Chief of the Department of Bacteriology, Virology, Parasitology, and Hygiene, Hospital Bicêtre, Assistance-Publique Hôpitaux de Paris, Le Kremlin-Bicêtre, France
- Head and founder of the research unit INSERM U914 'Emerging Resistance to Antibiotics', South-Paris Medical School, South-Paris University (University Paris XI) and INSERM (National Institute of Health and Medical Research), Le Kremlin-Bicêtre, France
- Head of the Associated National Reference Center for Antibiotic Resistance in France (since 2012)

At the West-Paris Medical School, University Paris V, he earned his degree in Medicine, completing his residency in 1988. From 1988 to 1993 he was professionally active at the University of Wisconsin, Madison, USA and at the Biozentrum in Basel, Switzerland, working on transposition. In 1993 he earned his PhD in the area of genetics of bacteria and phages at the University Paris VII and received his accreditation there one year later.

Working on many complementary aspects of emerging antibiotic resistance in bacteria, he has received several molecular genetics and clinical microbiology awards from the American Society for Microbiology, the French National Research Foundation and, more recently, from the French National Academy of Sciences.

Patrice Nordmann will be presented with his award during the ESCMID Excellence Award ceremony by Gunnar Kahlmeter, ESCMID President, on Sunday, 28 April 2013 from 14.30–15.30. During this ceremony he will give his recipient's lecture: 'Emerging Resistance in Gram- Negative Rods; a State of Emergency'.

### Research Interests

Over the years Patrice has gained extensive knowledge of antibiotic resistance, from fundamental research to clinical applications. His group works on the genetics, biochemistry and molecular epidemiology of emerging resistance determinants (mostly in Gram negative rods, i.e. Enterobacteriaceae, *Pseudomonas aeruginosa* and *Acinetobacter baumannii*) including the evaluation of novel antibiotic molecules. He is particularly interested in emerging antibiotic resistant traits that are spreading, most recently in carbapenemases. His group identified the first carbapenemases in Enterobacteriaceae and the regulation of their expression and contributed recently to the report on the worldwide spread of OXA-48 and NDM producers. The group has also established an informal international network comprising more than thirty microbiology labs worldwide to study emerging sources of antibiotic resistance collaboratively. He has identified several natural reservoirs of antibiotic resistant genes and was the first to reproduce gene mobility to human pathogens (CTX-M, Enterobacteriaceae). Identification of totally novel genetic elements as vectors of antibiotic resistant genes and antibiotic resistant traits has been performed extensively. Patrice has recently developed novel rapid diagnostic techniques to detect the source of broad-spectrum resistance (ESBLs, carbapenemases) emerging in Gram negatives that will contribute to the control of their spread worldwide.

## ESCMID Young Investigator Awards for Research in Clinical Microbiology and Infectious Diseases 2013



### Vincent Cattoir

Vincent Cattoir is currently associate professor at the University of Caen Basse-Normandie as well as head of the clinical microbiology department at the University Hospital of Caen, France. Succeeding his mentor Prof Roland Leclercq, he is also the director of the Enterococci lab, affiliated with the National Reference Center for Antimicrobial Resistance. After an Internship in Medical Biology in the Paris area (1998–2003) and obtaining an MSc in Prof Patrice Courvalin's lab at the Pasteur Institute (2001–2002), he completed his Residency in Clinical Microbiology (2003–2008) at the Henri Mondor University Hospital, Créteil, France. From 2006 to 2008, he earned his PhD under the supervision of Prof Patrice Nordmann in the INSERM unit U914, Kremlin-Bicêtre, France. During 2010–2012, he was a post-doctoral fellow in the lab headed by Prof Stephen Lory in the Department of Microbiology and Immunobiology at Harvard Medical School, Boston, USA.

Vincent Cattoir will be presented with his award during the ESCMID Young Investigator Awards Session on 30 April 2013. During the session, he will present his paper: '*Enterococcus faecium* and *Pseudomonas aeruginosa*: two models of opportunistic pathogens'.

### Research Interests

During his training, Vincent Cattoir successively worked on Gram-positive and Gram-negative bacterial species, mainly on the characterisation of new mechanisms of antimicrobial resistance. Notably, he worked on efflux-mediated fluoroquinolone resistance in *Listeria monocytogenes* and plasmid-mediated quinolone resistance in *Enterobacteriaceae* during his MSc and his PhD, respectively. As leader of a research group in the EA4655 unit at the University of Caen Basse-Normandie, his current research still focuses on antimicrobial resistance in Gram-positives but has expanded to the study of virulence and resistance traits of the opportunistic species *Enterococcus faecium* and *Pseudomonas aeruginosa*, especially by using new, high-throughput sequencing methods (such as comparative genomics and whole transcriptome analysis by RNA-seq) of which he gained knowledge during his post-doctoral fellowship.



### Thomas Bjarnsholt

Thomas Bjarnsholt is an associate professor at the Faculty of Health Sciences, Department of International Health, Immunology and Microbiology, University of Copenhagen and Head of Laboratory at the Department of Clinical Microbiology, Rigshospitalet, Denmark. He finished his dissertation at the Technical University of Denmark with the title 'Experimental investigation of quorum sensing and biofilms of *Pseudomonas aeruginosa* in relation to lung infection in cystic fibrosis patients' in 2005. After his PhD he completed his postdoc with funding from the Lundbeck Foundation and the Carlsberg Foundation to investigate the role of biofilms in chronic infections. Subsequently, he began his current employment at the University of Copenhagen and Rigshospitalet.

Thomas Bjarnsholt will be presented with his award during the ESCMID Young Investigator Awards Session on 30 April 2013. During the session, he will present his paper: '*When bacteria aggregate – implications for diagnosis and treatment of chronic infections*'.

### Research Interests

In recent years, his research has focused on bacterial biofilms in chronic infections and on both optimised diagnosis and treatment of such infections. The aim of both subjects has been to generate knowledge fundamental to improving the diagnosis and treatment of chronically infected patients. Regarding the role of biofilms in chronic infection, Thomas has done pioneering work specifically identifying and visualising bacterial biofilms in cystic fibrosis patients, chronic wounds, chronic middle ear infections and infections due to permanent tissue fillers. He has also investigated this bacterial behaviour in animal and laboratory models to elucidate the role of biofilm in chronic infections. In particular he has developed animal models of implant and tissue filler-related biofilm infections. The implant model has provided the first visualisation of the dynamics of the interplay between bacterial biofilm and the immune system, an interplay which has otherwise only been described in vitro. Based on this work, Thomas has developed the first international online course on bacterial biofilms.

## ESCMID Research Grants 2013

The following ESCMID members have received a Research Grant in 2013 for the indicated project.



**Elisa Borghi**

Department of Health Sciences, Università degli Studi di Milano, Milan, Italy

**Project:** Sphingolipid targeting in microbial infection and inflammation



**Cinzia Borgogna**

University of Piemonte Orientale, Department of Translational Medicine, Novara, Italy

**Project:** Dissecting the role of human beta-papilloma and polyomavirus in the initiation and progression of skin cancer in organ transplant recipients



**Alma Brolund**

Department of Analysis and Prevention, Antibiotics and Infection Control, Solna, Sweden

**Project:** Plasmidome sequencing of extended spectrum beta-lactamase producing Enterobacteriaceae isolated from the faecal flora of carriers at five timepoints during one year



**Valentina Dell'Oste**

Department of Public Health and Paediatric Sciences, University of Turin, Turin, Italy

**Project:** A multidisciplinary approach to dissect the role of viral infections in the pathogenesis of systemic autoimmune diseases



**Ana Raquel Freitas**

Microbiology, REQUIMTE, Faculty of Pharmacy, University of Porto, Porto, Portugal

**Project:** Identification of the risk factors promoting the emergence of *Enterococcus faecium* at the interface between humans, foodborne animals and the environment



**Carolina Garcia-Vidal**

Infectious Diseases Department, Hospital Universitari de Bellvitge, L'Hospitalet del Llobregat, Barcelona, Spain

**Project:** Use of innate immune response markers for early diagnosis of invasive aspergillosis in acute leukaemia and/or stem cell transplant recipients



**Markus Hilty**

Institute for Infectious Diseases, University of Berne, Berne, Switzerland

**Project:** Dynamics of the respiratory tract microbiota in infants with cystic fibrosis and significance for disease progression



**Susan Howard**

University of Liverpool, Liverpool, UK

**Project:** Pharmacodynamics of voriconazole against *Fusarium spp.* and *Scedosporium apiospermum*: identification of *in vitro* susceptibility breakpoints and targets for therapeutic drug monitoring



**Rasmus Hare Jensen**

Microbiological Surveillance and Research, Statens Serum Institut, Copenhagen, Denmark

**Project:** Uncovering antifungal resistance in clinical *Candida* and *Aspergillus*: prevalence and underlying molecular resistance mechanisms

## ESCMID Research Grants 2013 (cont.)



**Sona Kucharikova**

Department of Molecular Microbiology,  
Lab of Molecular Cell Biology,  
Leuven-Heverlee, Belgium

**Project:** First study dedicated to detailed characterisation of mature *Candida glabrata* biofilm development in a subcutaneous rat model and its susceptibility to fluconazole and echinocandin drugs: micafungin, caspofungin and anidulafungin



**Beatrice Mercorelli**

Molecular Medicine,  
University of Padova,  
Padova, Italy

**Project:** Development of novel compounds for combination antiviral therapy against influenza virus



**Paolo Miotto**

Division of Immunology,  
Transplantation and  
Infectious Diseases,  
San Raffaele  
Scientific Institute,  
Milan, Italy

**Project:** Small RNAs regulating the transcriptome involved in the intracellular survival of *Mycobacterium tuberculosis*



**Thomas Parks**

Wellcome Trust Centre for  
Human Genetics,  
University of Oxford, UK

**Project:** Host genetic susceptibility to invasive Group A streptococcal disease



**Aurelie Renvoise**

Faculté de Médecine  
Pierre et Marie Curie,  
Laboratoire de Bactériologie,  
Paris, France

**Project:** Whole genome sequencing approach for investigating the highly transmissible Beijing MDR isolates of *Mycobacterium tuberculosis* circulating in France and in Europe



**Kati Seidl**

Division of Infectious  
Diseases and Hospital Epidemiology,  
University Hospital Zurich,  
Zurich, Switzerland

**Project:** Mechanisms and consequences of *Staphylococcus aureus*-induced endothelial damage

## ISF-ESCMID Sepsis Award 2013



**Athina Savva**

Infectious Diseases Service,  
Centre Hospitalier Universitaire  
Vaudois and University of Lausanne,  
Lausanne, Switzerland

**Project:** Identification of functional polymorphisms of the macrophage migration inhibitory factor (MIF) gene associated with morbidity and mortality in pneumococcal meningitis and sepsis

Athina Savva will give a short oral presentation about her project at the sepsis Forum on Monday, 29 April 2013 from 9.00 – 11.00 h in Hall A.

# Scientific Affairs

[www.escmid.org/science](http://www.escmid.org/science)



*Murat Akova*  
*ESCMID Scientific Affairs Officer,*  
*Secretary General & President-elect*  
*[murat.akova@escmid.org](mailto:murat.akova@escmid.org)*

## Main activities

ESCMID Study Groups (SGs) are the mainstay of our Society. Through them, ESCMID is able to communicate with the wider scientific world and to produce scientific data to share with others. This is why we ensure that all SGs have adequate scientific and financial resources, and we assist them to set up or collaborate on research projects, write medical guidelines or other publications, including textbooks. We continue to increase SG support, such as the recent introduction of a SG membership management system, which facilitates network building and communication. In addition, we encourage the development of new SGs, for example, the recently founded groups for infections in travellers and migrants as well as bloodstream infections and sepsis (see page 17). SGs are always advancing, leading to exciting new projects within existing groups (for a group overview see page 18) and the expansion of activity fields, for instance the meningitis group, which now also covers other brain infections (see page 17). To maximise the activity of all SGs, the Scientific Affairs Subcommittee (SAS) keeps a close eye on their productivity. Our analysis of SG activity in 2012 resulted in positive feedback and encouraging suggestions by SAS.

SG scientific meetings and joint conferences with other international organisations are another important activity in this portfolio, which SAS also oversees. The Scientific Affairs Officer also cooperates with the ECCMID Programme Director in developing ECCMID's scientific programme. Finally, members of SAS participate in the evaluation of proposals for awards, grants and fellowships.

## Progression

One of the continuous goals of ESCMID is to provide a comprehensive portfolio of scientific endeavour, which meets the needs of the whole spectrum of specialists in Clinical Microbiology and Infectious Diseases. Over the last year we have continued the process of coordinating science in a more comprehensive manner. ESCMID now stratifies its scientific activities into four sections and has defined five major themes of scientific endeavour (see box), overseen and—most importantly—stimulated by dedicated SAS members with individual responsibility for a section or theme. In this way, responsibility for ESCMID's scientific activity is devolved to a larger group of experts and members of the Society and is hopefully leading to an expansion of activities in areas that have previously been less strong.

## Outlook

The ESCMID Online Lecture Library ([www.escmid.org/OLL](http://www.escmid.org/OLL)) is developing more and more from an archive of past educational events into a comprehensive database of ESCMID scientific data (see separate article, page 24). ESCMID will—in parallel—further develop in-person exchange of knowledge and online availability of information, focusing on synergy between these two channels for maximum benefit for its members and the scientific community.

Finally, a special thank you goes to all the members of SAS, particularly those members who will step down in 2013. A warm welcome goes to the newly appointed members of the committee, with all best wishes for the future.

## Scientific Affairs Subcommittee meeting in 2012

(l. to r.) German Bou, Hakan Leblebicioglu, Yehuda Carmeli, Rosemary Barnes, Robert Read, Maiken Cavling Arendrup, Murat Akova, Stefania Stefani, Paul Savelkoul, Birgitta Evengård, Henri Saenz, François Peyron



### ESCMID Sections (and responsible Section Leader)

- Bacteria & Bacterial Diseases (outgoing: Stefania Stefani, Catania, IT; incoming: Marek Gniadkowski, Warsaw, PL)
- Fungi & Fungal Diseases (Maiken Cavling Arendrup, Copenhagen, DK)
- Parasites & Parasitic Diseases (Birgitta Evengård, Umea, SE)
- Viruses & Viral Diseases (Hakan Leblebicioglu, Samsun, TR)

### ESCMID Themes (and responsible Theme Leader)

- Pathogenesis & Immunology (Hervé Pelloux, Grenoble, FR)
- Epidemiology, Public Health & Vaccinology (Rosemary Barnes, Cardiff, UK)
- Clinics & Therapeutics (outgoing: Yehuda Carmeli, Tel Aviv, IL; incoming: Hanan Balkhy, Riyadh, SA)
- Diagnostics (Paul Savelkoul, Amsterdam, NL)
- Antimicrobial Resistance & Susceptibility Testing (German Bou, La Coruña, ES)

For more information see [www.escmid.org/science](http://www.escmid.org/science).

# Study Group News

[www.escmid.org/studygroups](http://www.escmid.org/studygroups)

ESCMID Study Groups are expert circles with a common, focused interest. You can find an overview on the Study Groups, their positioning within the ESCMID Sections and Themes and their activities online at [www.escmid.org/studygroups](http://www.escmid.org/studygroups).

## New ESCMID Study Groups



At the general assembly of EMESG 2012 the decision was taken to broaden the scope of the meningitis study group (EMESG) to include other infectious diseases of the central nervous system. To this end, they are joining forces with colleagues interested in encephalitis to form a new Study Group called ESCMID Study Group for Infectious Diseases of the Brain (ESGIB).



EMESG business meeting at ECCMID 2012 in London



The newly founded ESCMID Study Group for Infections in Travellers and Migrants (ESGITM) has started its activities in the field of travel medicine.

### Planned activities:

- Propose activities for ECCMID 2014/2015
- Propose postgraduate courses for 2014/2015 in collaboration with other SGs or societies
- Organise panels with other societies at other congresses
- Surveillance studies
- Research projects on the dynamics of travel related infections



The newly founded ESCMID Study Group for Bloodstream Infections and Sepsis (ESGBIS) has started its activities.

### Planned activities:

- Propose activities for ECCMID 2014/2015
- Propose postgraduate courses for 2014/2015
- Constitute a network of centres for research in these topics
- Initiate a multinational research project
- Propose the elaboration of ESCMID Guidelines on the management of patients with bacteraemia

## Existing ESCMID Study Groups

The Study Groups had their annual meeting at ECCMID 2012 (see pictures below).



**ESGIE** ESCMID STUDY GROUP FOR INFECTIONS IN THE ELDERLY  
European Society of Clinical Microbiology and Infectious Diseases



**ESGEM** ESCMID STUDY GROUP FOR EPIDEMIOLOGICAL MARKERS  
European Society of Clinical Microbiology and Infectious Diseases




**EFWISG** ESCMID FOOD- AND WATER-BORNE INFECTIONS STUDY GROUP  
European Society of Clinical Microbiology and Infectious Diseases




**EFISG** ESCMID FUNGAL INFECTION STUDY GROUP  
European Society of Clinical Microbiology and Infectious Diseases



**EHSG** EUROPEAN HELICOBACTER STUDY GROUP  
European Society of Clinical Microbiology and Infectious Diseases



**ESGICH** ESCMID STUDY GROUP FOR INFECTIONS IN COMPROMISED HOSTS  
European Society of Clinical Microbiology and Infectious Diseases



Existing ESCMID Study Groups (cont.)

 **ESGIAI** ESCMID STUDY GROUP FOR IMPLANT-ASSOCIATED INFECTIONS  
European Society of Clinical Microbiology and Infectious Diseases



 **ESCAR** ESCMID STUDY GROUP FOR COXIELLA, ANAPLASMA, RICKETTSIA AND BARTONELLA  
European Society of Clinical Microbiology and Infectious Diseases



 **ESGLI** ESCMID STUDY GROUP FOR LEGIONELLA INFECTIONS  
European Society of Clinical Microbiology and Infectious Diseases



 **ESGBOR** ESCMID STUDY GROUP FOR LYME BORRELIOSIS  
European Society of Clinical Microbiology and Infectious Diseases



 **ESGMD** ESCMID STUDY GROUP FOR MOLECULAR DIAGNOSTICS  
European Society of Clinical Microbiology and Infectious Diseases



 **ESGMYC** ESCMID STUDY GROUP FOR MYCOBACTERIAL INFECTIONS  
European Society of Clinical Microbiology and Infectious Diseases



---

 **ESGNI** ESCMID STUDY GROUP  
FOR NOSOCOMIAL INFECTIONS  
European Society of Clinical Microbiology and Infectious Diseases



---

 **EPASG** ESCMID PK/PD  
OF ANTI-INFECTIVES  
STUDY GROUP  
European Society of Clinical Microbiology and Infectious Diseases



---

 **ESGARS** ESCMID STUDY GROUP  
FOR ANTIMICROBIAL  
RESISTANCE SURVEILLANCE  
European Society of Clinical Microbiology and Infectious Diseases



---

 **ESGVH** ESCMID STUDY GROUP  
FOR VIRAL HEPATITIS  
European Society of Clinical Microbiology and Infectious Diseases



# ESCMID Medical Guidelines

[www.escmid.org/guidelines](http://www.escmid.org/guidelines)



*Roger Finch*  
*ESCMID Medical Guidelines*  
*Director*

Contact via ESCMID office:  
[henri.saenz@escmid.org](mailto:henri.saenz@escmid.org)

ESCMID actively supports the publication of high-quality evidence-based guidance to support best medical practice in the diagnosis and management of infectious disease. The guidance is based on current best evidence and is intended to support patient management, although this of necessity demands the careful consideration of all issues relevant to a particular patient. ESCMID supported guidance may be in the form of Clinical Practice Guidelines, Consensus Statements or Technology Reviews.

**Clinical Practice Guidelines** have been defined as “systematically developed statements to assist practitioner and patient decisions about appropriate healthcare for specific clinical circumstances” (US Institute of Medicine). Evidence-based medicine is a coherent approach to clinical decision making and is dependent on the “integration of best researched evidence and clinical expertise which incorporates group values and patient preferences.” Well-developed guidelines have the potential to improve the appropriateness and quality of patient care, lead to better clinical outcomes and improve the cost effectiveness of management. Furthermore, they assist in identifying areas requiring further research, and also serve as an educational tool. The development of these guidelines is intended to be evidence-based, systematic and transparent in order to fulfil these objectives.

**Consensus Statements** differ from Clinical Practice Guidelines. They provide a consensus view by experts based on their knowledge of the scientific literature and research data that support the conclusions and recommendations of the report. While they are based on scientific evidence they do not demand a systematic review and assessment of the quality of the scientific literature to inform a graded set of recommendations. CS can focus on a disease or group of disorders, therapeutic or diagnostic approaches or a particular topic of research. They may also address issues of importance for public health including nosocomial infections and antimicrobial resistance.

**Technology Reviews** address particular technologies and might include microbiological tests for diagnosis, typing or antimicrobial performance. Likewise clinical topics might include the use of particular radiographic approaches to a specific diagnosis or for monitoring the response to treatment. They are expert-led, critical in nature and provide authoritative guidance to best practice.

Since the appointment of an ESCMID Guidelines Director dedicated to oversee and stimulate guideline projects, the development of clinical or microbiological practice guidelines has grown considerably and the entire process from idea to published guideline has been streamlined. The table on the right lists the most recent developments in this area. ESCMID will consider guideline topic proposals from any ESCMID member. How to structure your proposals and the rules for acceptance are outlined in the ESCMID Operating Procedures for Medical Guidelines that you can find on the website given on top of the page. We are looking forward to your proposals.



<b>Guideline</b>	<b>Owner</b>	<b>Status</b>
<b>Diagnosis and treatment of <i>Candida</i> infections</b>	ESCMID (EFISG)	Published 2012
<b>Guideline for management of sore throat</b>	ESCMID	Published 2012
<b>European Guidelines “HIV Indicator Conditions: Guidance for Implementing HIV Testing in Adults in Health Care Settings”</b>	HIV in Europe Initiative/ ECDC/WHO-Europe, endorsed by ESCMID	Published 2012
<b>Surviving sepsis campaign (treatment guideline) – revision 2012</b>	ISF/ESCMID	Publication planned for 2013
<b>Infection control measures for MDR Gram-negative bacteria in the healthcare setting</b>	ESCMID	Publication planned for 2013
<b>Clinical practice guidelines on leishmaniasis</b>	IDSA/ESCMID/ASTMH	Publication planned for 2013
<b>The diagnosis and management of vertebral osteomyelitis</b>	IDSA/ESCMID	Publication planned for 2013
<b>Fever and neutropenia</b>	ESCMID/ECIL (ESGICH)	Publication planned for 2013
<b><i>Clostridium difficile</i> infection treatment – revision</b>	ESCMID (ESGCD)	Started 2012
<b>Diagnosis, prophylaxis and treatment of biofilm infections</b>	ESCMID (ESGB)	Started 2012
<b>Diagnosis and treatment of emerging fungal diseases</b>	ESCMID/ECMM (EFISG)	Started 2012
<b>HAP/VAP</b>	ERS/ESICM/ESCMID	Started 2012

# The Online Lecture Library embraces the future

[www.escmid.org/OLL](http://www.escmid.org/OLL)



*Murat Akova*  
*ESCMID Scientific Affairs Officer,*  
*Secretary General & President-elect*  
*[murat.akova@escmid.org](mailto:murat.akova@escmid.org)*

## **The immediate past**

When ESCMID started the Online Lecture Library (OLL) some years ago, it was thought as a repository of educational slide sets collected from our educational activities inside and outside ECCMID, our annual congress. It is always helpful to revisit individual talks from events that one has visited, to refresh one's own experience or when presenting these ideas to colleagues and students. Of course, this wealth of information is also available to members who were not able to attend the live event, so they can access the material from home or work – as they wish – and learn from it there.

## **First steps into the future**

In 2012, two major objectives drove the way we prepared our OLL for the future: to put all the information for the user in one place and to make as much as possible available for mobile devices. Nowadays people tend to have less time and would like to take advantage of taxi, train and plane journeys or of the time spent waiting somewhere. The growing spread of wireless access across the globe facilitates the downloading of larger presentations and, when a broadband connection is available, the viewing of videos and webcasts on a mobile device.

Therefore, all our material from 2013 onwards will be viewable from mobile devices and all presentations, in PDF format, will be optimised for viewing online with any type of computer, operating system and mobile device.

When people have less time, it is of great value to have all relevant scientific and educational information centralised at a 'one-stop shop' and not spread out in different places. This is the reason why we now include all ECCMID abstracts and posters available online in the OLL, starting with those from 2012 and 2013.

With more information flowing into the OLL, users need a powerful search engine and browser to navigate optimally through this wealth of material. In autumn 2012, the relaunch of the OLL introduced these features, making retrieval of information quick and easy. A tag cloud of major search terms and 'most viewed' selections are the latest additions for your convenience.

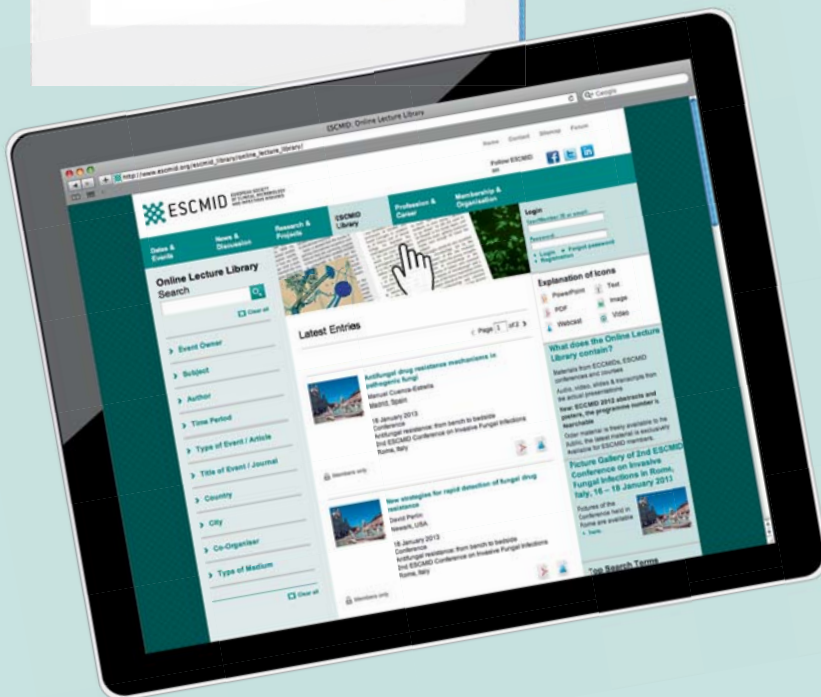
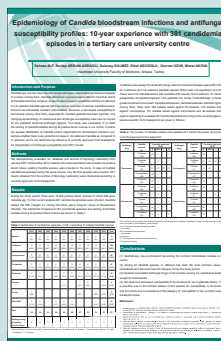
With this new system, and as a service for the wider professional community, all members-only material is made freely available after one year.

## **The way ahead**

ESCMID is determined to proceed on this path towards optimising how to find and make use of all ESCMID material. We will continue centralising information in our OLL and constantly improving its user friendliness, such as optimising it for mobile device access.

**VISIT US!**  
IN THE ESCMID WORLD AT  
ECCMID BERLIN  
FOR HANDS-ON TRIAL OF THE OLL

# find lectures, abstracts, posters ... online



## Take your ECCMID home!

- ECCMID abstracts, (e)posters, handouts, slides, recorded webcasts
- Material from many ESCMID Conferences and Courses
- Abstracts and (e)posters free for everyone
- Latest slides and webcasts exclusively for ESCMID Members
- Older material free to the public

Check it out online at  
[www.escmid.org/OLL](http://www.escmid.org/OLL)



# 22nd ECCMID 2012: London, UK



*Jordi Vila*  
ECCMID 2012 Programme Director  
[jordi.vila@escmid.org](mailto:jordi.vila@escmid.org)

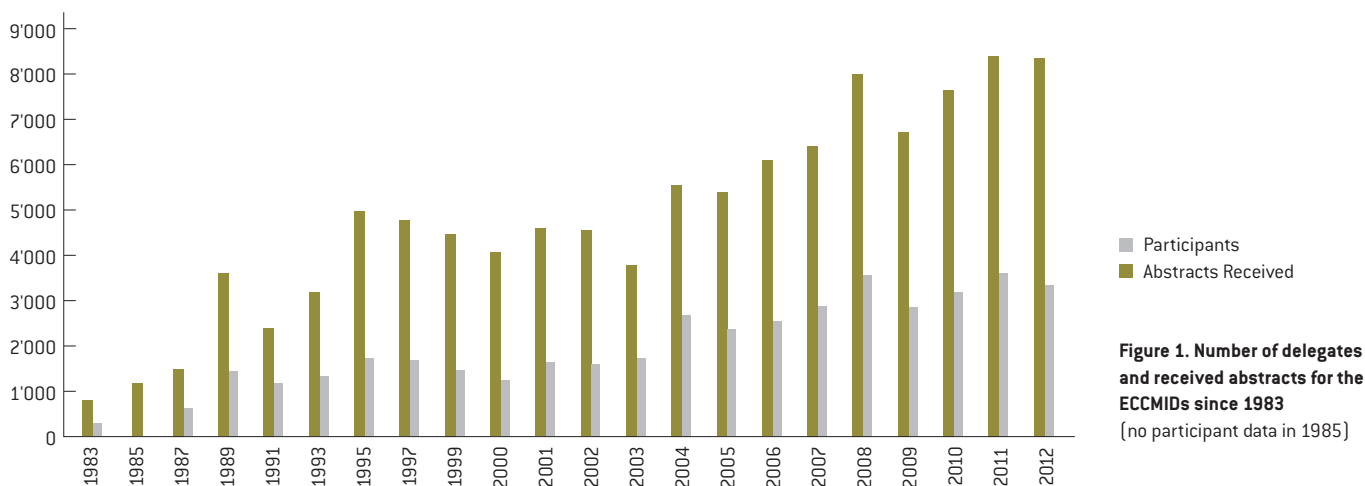
The 22nd ECCMID, held in London from 31 March to 3 April 2012, was remarkable for two reasons. We surpassed the threshold of 10'000 participants for the first time (see Table 1) and the quality of the abstracts presented was outstanding, showing the excellence of research in the fields of clinical microbiology and infectious diseases in Europe, despite the economic crisis. The Programme Committee devised a balanced scientific programme for both specialties, including bacteriology, virology, micobacteriology, mycology, parasitology and infection control from the diagnostic, prevention and treatment points-of-view. All members of the Programme Committee must be thanked for all their efforts to set up such an interesting programme. Thanks also go to the 249 reviewers, who conducted a blind review of the abstracts. As we do every year, we have received some complaints about specific abstracts being rejected. In 2012, of the 3'345 submitted abstracts (Figure 1), just above 30% were rejected. Many excellent abstracts inevitably had to be excluded because of time and space constraints but this contributed to the extremely high quality of the presentations and posters. The most popular topics of accepted abstracts were: diagnostic/laboratory methods other than molecular (268 abstracts), resistance surveillance (191), molecular bacteriology (179), public health and community acquired infections (159) and clinical epidemiology of nosocomial infections (148).

The congress programme consisted of 19 educational workshops, 14 keynote sessions, 19 meet-the-expert sessions, 59 official symposia, 30 oral sessions and 23 integrated symposia. The total number of speakers and chairs was 368. Figure 3 shows the wide distribution of the countries of origin of the speakers. The contact time during keynote lectures, symposia, educational workshops, meet-the-expert sessions and oral sessions hit an all time high of more than 260 hours.

Although over 70% of Congress participants were logically from Europe, we were pleased to see increased percentages of participants from North and South America, Asia and Africa (Figure 2). This trend reflects our Society's efforts to extend our activities beyond Europe, especially in fast growing economic areas.

All delegates who attend ECCMID are welcome to get in touch with us with any comments or criticism that can help improve the meeting.

Dear Colleagues and Friends, on behalf of the Society, I would like to thank you all for helping make the 22nd ECCMID possible. I look forward to our next meeting!



**Figure 1. Number of delegates and received abstracts for the ECCMIDs since 1983**  
(no participant data in 1985)

**Table 1. Key ECCMID figures**

**Number of participants:**

10'230 from 99 different countries, of which:  
 8'347 scientific delegates  
 328 accompanying participants  
 1'555 exhibitor personnel

**Exhibition:**

125 exhibiting companies  
 3'102 m<sup>2</sup> net area

**Press:**

72 registered journalists  
 3 press releases

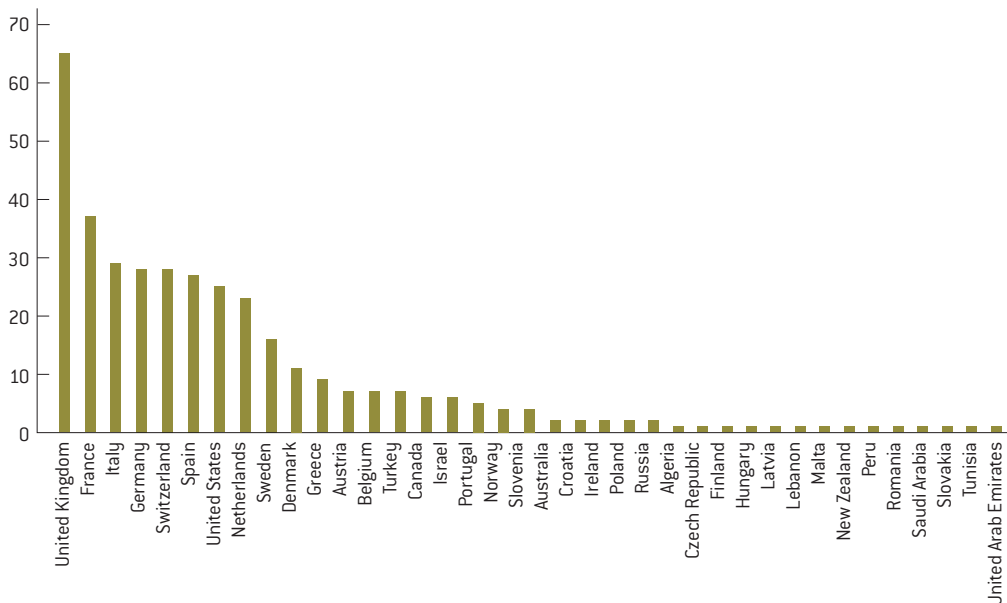
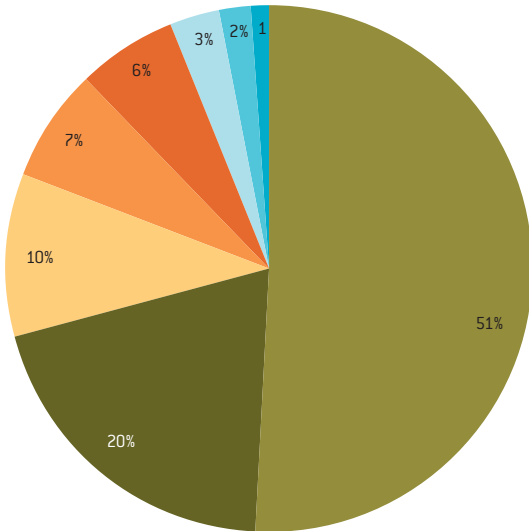
**Countries with highest attendance:**

United Kingdom, Spain,  
 United States, France



**Figure 2. Geographical analysis of participants**

- Western Europe
- Eastern Europe
- Asia
- North America
- Middle East
- South & Central America
- Australia & New Zealand
- Africa



**Figure 3. Country of origin of Speakers & Chairs**

38 countries, 368 speakers

# ESCMID Educational Activities



*Jesús Rodríguez-Baño*  
ESCMID Education Officer  
[jesus.rodriguez-bano@escmid.org](mailto:jesus.rodriguez-bano@escmid.org)

## Main educational activities in 2012

During 2012, the Education Subcommittee had the pleasure of choosing 13 out of 19 high-quality proposals for educational courses or technical workshops. The aim was to further increase the number of technical workshops, where hands-on experience can be gained. Consequently, ESCMID has organised 6 technical workshops and 7 educational courses in the past year.

The courses were held at various locations across Europe, from Madrid to Szeged and Copenhagen to Athens. One course was even held outside Europe in Al-Ain, United Arab Emirates, with great success. This course was not only scientifically but also financially fruitful, being one of the few courses to achieve a considerable surplus.



As a second highlight during this year, ESCMID organised the 100th educational course in its history, held in Zagreb in mid-June (for more details, see the separate report on page 30–31). Over the past 20 years, 69 different cities have hosted ESCMID educational courses or technical workshops. You can see an overview of all venues illustrated below.

The number of participants varied according to the format of the respective courses, ranging from 20 participants for certain lab-based workshops to over 135 participants for other formats. The activities covered a wide range of clinical microbiology and infectious disease subjects, from fungal infections through anti-microbial stewardship, infection control and parasitology to antibiotic resistance.

The 11th Summer School took place in Innsbruck, Austria, from 21–27 July 2012. There were 57 participants from 26 countries at this year's edition, which proved to be very successful (see separate report).

As every year, numerous young scientists were awarded attendance grants by ESCMID. The Society acknowledges the financial difficulties experienced by our young colleagues, especially those practising in countries with limited resources. Awardees are selected by the course organisers with the help of the ESCMID Executive Office. The grants provide an excellent opportunity for young members, so please encourage your young co-workers to apply. For those who are unable to attend, our Online Lecture Library (OLL) includes presentations of all our educational activities and is available to our members at [www.escmid.org/OLL](http://www.escmid.org/OLL).

## Outlook for 2013 and 2014

In 2013 ESCMID will organise 14 postgraduate courses and technical workshops across Europe. The Education Subcommittee had to choose from a high number of submitted proposals (26), which has not been an easy task, given their high quality overall. Further details regarding the education programme 2013 are available in the calendar section on the Society's website ([www.escmid.org/calendar](http://www.escmid.org/calendar)).

This year's Summer School will take place in Vravrona, Greece, from 6 to 13 July 2013. Registration is already open and details can be found online at [www.escmid.org/summerschool](http://www.escmid.org/summerschool).

We have already started planning our educational activities for 2014. A call has been sent to all Study Groups and affiliated societies to submit their proposals by the end of May 2013. The full programme will be available in mid-July. Our long-term planning includes the development of a free online education programme.

# Report of the 11th ESCMID Summer School



*Cornelia Lass-Flörl*  
11th ESCMID Summer School Co-Director, Innsbruck, Austria  
[cornelia.lass-flörl@escmid.org](mailto:cornelia.lass-flörl@escmid.org)

The 11th ESCMID Summer School was hosted at the Medical University in Tyrol's capital city Innsbruck from 21–27 July 2012. Represented by the Comprehensive Center for Infection, Immunity and Transplantation (CIIT), Innsbruck Medical University features a well established research focus on infectious diseases and immunology with special emphasis on interdisciplinary research and was therefore an ideal venue for this post-graduate course.

This year's Summer School directors, Peter Chiodini, London, Cornelia Lass-Flörl and Günter Weiss, Innsbruck, were jointly responsible for the scientific programme, with a remit to cover a wide variety of topics in clinical microbiology and infectious diseases, including: antimicrobial chemotherapy, microorganisms and pathogenesis, immunocompromised hosts, diagnostic methods, infection control and the evaluation of scientific evidence in clinical microbiology and infectious diseases. The cutting-edge scientific programme combined 20 plenary lectures, 2 pro-contra sessions and 4 small-group tutorials. Furthermore, there were 57 case presentations, giving the participants the opportunity to present their case or research project during the course and to receive immediate feedback on their presentation and work. Some of the case-presentations sparked a lively discussion among faculty and participants, ensuring a high level of scientific exchange.

As with previous Summer Schools, the 57 participants came from all over the world (Austria, Bosnia and Herzegovina, Bulgaria, Croatia, Czech Republic, El Salvador, Germany, Ghana,

Greece, Hungary, Iran, Italy, Japan, Kenya, Poland, Portugal, Qatar, Romania, Russia, Slovenia, Spain, Sudan, Sweden, the Netherlands, Turkey and the United Kingdom), reflecting broad international interest in this kind of educational event. Throughout the week, the 18 faculty members from 8 countries supervised the participants, always untiringly at their disposal for questions and discussions. Special thanks go to all faculty members, whose expertise and enthusiasm contributed so greatly to making this such a successful event.


# From the 1st to the 100th ESCMID Postgraduate Education Course in 20 years

Education has always been one of the most important concerns for ESCMID. From the first ESCMID PGEC in Trabzon, Turkey, in 1992 to the 100th ESCMID PGEC in Zagreb, Croatia, in 2012, many young specialists and trainees in clinical microbiology and infectious diseases were given the opportunity to participate in courses organised all over Europe. The faculty members of the 1st ESCMID PGEC in Trabzon were Jacques Acar, Tom Bergan, Semra Calangu, Helen Giamarellou, Hartmut Lode and Ian Phillips, all distinguished ESCMID experts devoted to education in the fields of clinical microbiology and infectious diseases.


The Zagreb Course topic was antimicrobial susceptibility testing and surveillance in Gram-positive cocci and this was discussed through lectures, small group tutorials and laboratory practicals. Laboratory work dealt with strains with specific challenges to stimulate discussion and highlight the difficulties in detection of clinically significant resistance mechanisms. The 20 participants came from 11 countries: Austria, Bosnia and Herzegovina, Belgium, Croatia, Hungary, Kazakhstan, Macedonia, the Netherlands, Serbia, Slovenia and Turkey. What participants liked most were the interactive sessions and laboratory practicals. Among many productive comments from participants, the most frequent statement was that they especially enjoyed the extensive availability of faculty members. During the four day course, ten faculty members spent most of their time with participants and joined them for practicals and joint discussions. Many participants emphasised that they felt very welcome to ask the faculty anything they wanted and that their questions were answered in an excellent way with lots of practical advice to take home. Statements like these confirm that ESCMID courses continue to provide a platform for interactive education and that they are highly appreciated by the participants.

The location of the course also needs to be mentioned because it was rated with the maximum grade, a great endorsement of Zagreb's hospitality. The lectures took place at the Zagreb School of Public Health, the home institution of Andrija Stampar, one of the founders of the World Health Organization (WHO) and its first president. The ideas of spreading knowledge and confronting health problems at the international level guided Dr Stampar's professional life from the early 1930s on, concepts that are still very much alive and motivating nowadays. Once again, his home institution hosted a group of very motivated young scientists and dedicated tutors very much interested in fighting infections through international collaboration. Laboratory work was done at the nearby University Hospital for Infectious Diseases, an institution of great reputation in diagnostics and the treatment of infectious diseases, with a long tradition in academic initiatives. A social event organised by the host society, the Croatian Society of Clinical Microbiology, was a journey into the past and included a visit to the very rich prehistoric site of Neanderthal cavemen in Krapina and to the nearby 16th century castle Veliki Tabor. The relaxing atmosphere of a medieval castle was a lovely setting for making new friends and hopefully lifelong relationships that will make international collaboration in the fields of clinical microbiology and infectious diseases even more efficient and enjoyable.

# 1992



# 2012



1st ESCMID PGEC, Trabzon, Turkey, 1992

100th ESCMID PGEC, Zagreb, Croatia, 2012

# ESCMID Courses and Workshops

---

## **Innovation in Severe Acute Respiratory Infections (SARI)**

ESCMID Postgraduate Education Course  
13–14 January 2012, Sitges, Spain  
Organised by the ESCMID Study Group for Critically Ill Patients (ESGCIP)

---

## **Update on Antibiotic Resistance – from Laboratory to Clinical Practice**

ESCMID Postgraduate Education Course  
10–11 February 2012,  
Al Ain, United Arab Emirates  
Organised by the Immunoregulation and Infection Research Priority Group, Faculty of Medicine and Health Sciences of the United Arab Emirates University

---

## **Problems in the Diagnosis and Treatment of Invasive Fungal Infections:**

### **Recent Advances in Their Management**

ESCMID Postgraduate Education Course  
2–3 March 2012, Athens, Greece  
Organised by the ESCMID Fungal Infection Study Group (EFISG), Hellenic Society of Medical Mycology (HSMM) and the 4th Department of Internal Medicine, National Kapodistrian University of Athens

---

## **Preparedness for Emerging Infectious Threats: Avoiding Outbreaks in Europe**

ESCMID Postgraduate Education Course  
19–21 March 2012, Marseille, France  
Organised by the Infectiopôle Sud scientific foundation, EuroTravNet Coordinating Center, ECDC and Istituto Nazionale per le Malattie Infettive L. Spallanzani

---

## **Antimicrobial Stewardship:**

### **Measuring, Auditing and Improving**

ESCMID Postgraduate Education Course  
29–31 March 2012, London, United Kingdom  
Organised by the ESCMID Study Group for Antibiotic Policies (ESGAP) and the British Society for Antimicrobial Chemotherapy (BSAC)



---

## **Significance of Experimental Models for Studying Bacterial Meningitis and Sepsis**

ESCMID Postgraduate Education Course  
14–17 May 2012, Siena, Italy  
Organised by the ESCMID Meningitis Study Group (EMESG) and Università degli Studi di Siena

---

## **Anaerobes in Health and Disease; How to Isolate, Identify and Look for Resistance in a Cost-Effective Way**

ESCMID Postgraduate Technical Workshop  
3–8 June 2012, Szeged, Hungary  
Organised by the ESCMID Study Group for Anaerobe Infections (ESGAI) and the ESCMID Study Group for Clostridium difficile (ESGCD)



---

## **Postgraduate Workshop in Clinical Parasitology**

ESCMID Postgraduate Technical Workshop  
4–8 June 2012, Amsterdam, The Netherlands  
Organised by the ESCMID Study Group for Clinical Parasitology (ESGCP)



---

## **Antimicrobial Susceptibility Testing and Surveillance of Resistance in Gram-positive Cocci: Laboratory to Clinic**

ESCMID Postgraduate Technical Workshop  
17–20 June 2012, Zagreb, Croatia  
Organised by the ESCMID Study Group for Antimicrobial Resistance Surveillance (ESGARS) and the Croatian Society of Medical Microbiology and Parasitology (CSMMP)

---

**Medical Biofilm Techniques 2012**

ESCMID Postgraduate Technical Workshop  
27–30 August 2012, Copenhagen, Denmark  
Organised by the ESCMID Study Group  
for Biofilms (ESGB)

---

**Antimicrobial Susceptibility Testing and  
Surveillance: from Laboratory to Clinic – the EUCAST,  
ESGARS and EPASG Perspective**

ESCMID Postgraduate Technical Workshop  
25–28 September 2012, Madrid, Spain  
Organised by the European Committee on  
Antimicrobial Susceptibility Testing (EUCAST),  
the ESCMID Study Group for Antimicrobial  
Resistance Surveillance (ESGARS) and the  
ESCMID PK/PD of Anti-Infectives Study Group  
(EPASG)



---

**ESCMID-SHEA Training Course in  
Hospital Epidemiology**

ESCMID Postgraduate Training Course  
1–4 October 2012, Potsdam, Germany  
Organised by ESCMID, the Society for  
Healthcare Epidemiology of America (SHEA)  
and the Aesculap Academy

---

**A Statistical Approach to PK/PD Analysis in Practice**

ESCMID Postgraduate Technical Workshop  
8–11 October 2012, Athens, Greece  
Organised by the ESCMID PK/PD of Anti-  
Infectives Study Group (EPASG), National and  
Kapodistrian University of Athens and  
Radboud University Medical Centre of Nijmegen

---

**Infections in Returning Travellers:****There Is No Border for Transmission of Infections**

ESCMID Postgraduate Education Course  
16–18 November 2012, Istanbul, Turkey  
Organised by the Infectious Diseases and Clinical  
Microbiology Specialty Society of Turkey  
(EKMUD), the ESCMID Food and Water-borne  
Infections Study Group (EFWISG), the ESCMID  
Study Group for Clinical Parasitology (ESGCP)  
and the ESCMID Study Group for Infections  
in Compromised Hosts (ESGICH)



---

**Prevention and Clinical Management of  
Healthcare-Associated Infections in 'Real' Life  
– a Patient-Centered Perspective**

ESCMID Postgraduate Technical Workshop  
25–27 February 2013, Geneva, Switzerland  
Organised by the University of Geneva Hospitals  
and Faculty of Medicine & WHO Collaborating  
Centre on Patient Safety and the University  
of Tübingen, Infectious Diseases

---

**Endemic and Emerging Infectious Diseases in the  
Mediterranean Countries**

ESCMID Postgraduate Education Course  
23–24 March 2013, Limassol, Cyprus  
Organised by the Cyprus Society of Chemo-  
therapy and Infectious Diseases (CSCID) and the  
Mediterranean Society of Chemotherapy (MSC)

---

**Antimicrobial Stewardship in Hospitals**

ESCMID Postgraduate Education Course  
25–26 April 2013, Zeuthen, Germany  
Organised by the ESCMID Study Group for  
Antibiotic Policies (ESGAP), the German Society  
for Infectious Diseases (DGI) and Akademie  
für Infektionsmedizin e.V.

## Message from the *CMI* Editor-in-Chief



*Didier Raoult*  
CMI Editor-in-Chief  
didier.raoult@escmid.com

A detailed article about the development of the journal was published in the January issue of *CMI*, Yelnik C, Cousens R, Raoult, D, 2013; 19, 1–7 and is freely accessible on the *CMI* website. Below are some highlights from this article as well as summaries of general information and statistics about *CMI*.

*CMI*'s position in relation to international competition continues to improve. Its impact has been steadily increasing over the years, with a slight decrease in 2011 because of printing more pages to reduce the backlog (see below). The number of citations has risen by 12% and downloads are also on the rise with around 62'000 per month in 2012 and a total of 758'988 for the year.

### Content

*CMI* covers the areas of bacteriology, epidemiology and infectious diseases as well as clinical virology, mycology and tropical diseases. Attention paid to the latter three fields has been increasing over recent years to accommodate the interests of readers and the Society's evolution. According to download and citation figures, it is evident that, while remaining an important information source for resistance to antibiotics and laboratory techniques, *CMI* is being increasingly cited for virology too.

Each month *CMI* focuses on a key topic (see monthly themed sections in 2012 and 2013). In 2013 several issues will be dedicated to new and controversial topics such as infectious causes of obesity, pig-related infections and controversies about predicting infectious diseases. Those interested in virology and parasitology will be pleased to find articles about the analysis of detection resources in tropical countries and the spread of mosquito-transmitted diseases.

Also freely available on the website are Infection Hot Topics. Topics featured in 2012 included: ancient plagues revisited, antibiotic resistance, the relationship between soldiers and epidemics, the use of interferon-gamma release assays and 'culturo-mics' as a new approach to studying the human microbe.

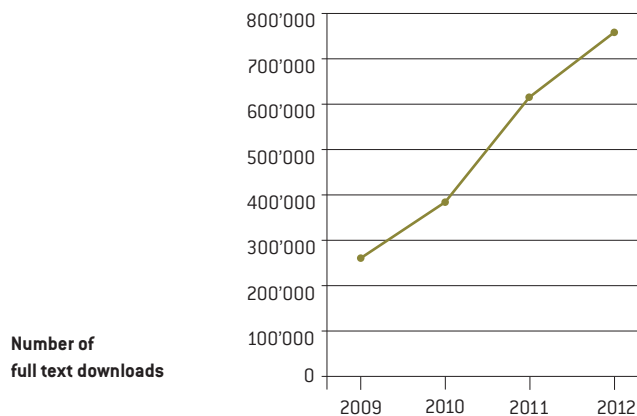
### Production

Since 2008 the number of submissions has been increasing and the 17% acceptance and 83% rejection rates have remained stable.

In 2011 many papers were waiting to be published. The size of the journal was then increased and from August 2011 onwards all research notes have been published in e-format with their abstracts published in the printed issues. The e-format has the same citation rate and accessibility, so the authors are not penalised

and their articles are published even sooner than printed ones. Through these efforts we have significantly decreased the backlog and continue to do so.

In order to conform to the most rigorous standards of transparency and to preserve public trust in the peer-review process, *CMI* has updated its transparency declaration form to a full statement, as established by the International Committee of Medical Journal Editors (ICMJE).



Number of full text downloads

Number of submissions in 2012

Submission type	
Infection Hot Topics	9
Commissioned editorials	18
Commissioned reviews	70
Original articles	883
Research notes, online only	252
Other	13
<b>Total</b>	<b>1245</b>

Reasons for rejection of submissions to the journal

Topic focus too local	27%
Scientific reasons	23%
Outside journal's scope	19%
Focus on non-priority subject	17%
Not analysed due to archiving issues	13%
Rejection of reviews that were not commissioned	<1%

Most prolific contributors to *CMI*

Spain
France
China
Italy Taiwan
The Netherlands
The USA
Germany
India

## Monthly theme sections in 2012 and 2013

### 2012

January <b>Re-emerging 'old' antibiotics: You can teach an old dog new tricks</b> J.L. Mainardi	July <b>New zoonosis and old human pathogens (<i>E. coli</i>, <i>S. aureus</i>, <i>Enterococcus</i>, <i>Acinetobacter</i>)</b> G. Pappas
February <b>Immunotherapy of invasive fungal infections</b> E. Roilides	August <b><i>S. aureus</i> current outbreak</b> G. Lina
March <b>Plague &amp; cholera in the genomic era</b> M. Drancourt	September <b>Seasonality of infectious diseases</b> M. Paul
April <b>Scabies and pediculosis issue</b> O. Chosidow	October <b>Archaea in humans</b> M. Drancourt
May <b>Carbapenems resistance</b> G. Cornaglia and P. Nordmann	November <b>Clinical infectious diseases aspects of prosthetic device-associated/biofilm infections</b> D. Mack
June <b>Apes as source of human outbreaks</b> M. Peeters and E. Delaporte	December <b>Automation in molecular virology</b> G. Antonelli

### 2013

January <b>Automation in molecular virology</b> A. Guido	July <b>Bacteraemia as a cause</b> M. Paul
February <b>Multiple infections</b> S. Cutler	August <b>Mosquito-transmitted diseases; relevance of bites; a new threat for Europe?</b> T. Avsic-Zupanc
March <b>Ocular infections</b> M. Drancourt	September <b>Genomics in routine diagnostic labs – new techniques and their application in clinical microbiology</b> P.E. Fournier and G. Greub
April <b>Obesity &amp; microbiology</b> D. Raoult and M. Paul	October <b>The comeback of the big three killers (HIV/AIDS, tuberculosis and malaria)</b> P. Parola
May <b>POC (point-of-care) for tropical diseases</b> E. Bottieau	November <b>Guidelines, consensus, expert opinions, analysis, meta-analysis: Who are the experts? How reliable are they?</b> M. Paul, P.T. Tassios, E. Roilides
June <b>Pig-related infection</b> G. Pappas	December <b>Predictions for infectious diseases</b> M. Paul

 NEW MICROBES  
NEW INFECTIONS



### Coming soon – a new online journal!

ESCMID is launching a new multilingual publication: New Microbes and New Infections (nm & ni). Content includes peer-review papers devoted to new facts in clinical microbiology, infectious and tropical diseases with an emerging-countries oriented audience. New facts include first case of infection and antimicrobial resistance in one country, new microbes and their genomes in one country.

Manuscripts may be submitted in English, French, German, Spanish, Portuguese, Arabic, Russian, or Chinese.

Mini-reviews presenting facts in one country and original contributions will be considered for publication according to five different formats: short, medium, full and letter format as well as mini-review.

[www.escmid.org/nm&ni](http://www.escmid.org/nm&ni)

# Beyond Clinical Microbiology and Infection: New journal – New Microbes & New Infections



*Didier Raoult*  
*CMI Editor-in-Chief*  
*didier.raoult@escmid.org*

*Michel Drancourt*  
*nm&ni Editor-in-Chief*  
*michel.drancourt@escmid.org*

We are witnessing two rapid and major shifts in our field. First, new technologies are having a growing impact on diagnostics and sequencing; real time genomics, microarrays, new methods of cultures (culturomics) and MALDI-TOF identification are revolutionising our knowledge. The number of known bacterial species was 1'800 in 1980 and 12'000 in 2012! The number of known viruses has also increased at an incredible rate, not to mention bacterial and viral genomes. New specialties have emerged, including the study of microbiota and their roles in human pathology. Second, the contribution from emerging countries is becoming increasingly important, rapidly changing the shape of the scientific world. China, India, Thailand, Taiwan, South Korea as well as Iran and the countries of North Africa are continually increasing their scientific contributions and have a major interest in infectious diseases. This translates into a significant presence at ECCMID and a large number of manuscripts submitted to the *CMI* journal. Limited publication capacity in *CMI* restricts the current acceptance rate of original articles to only 17%, which unfortunately excludes many good articles from publication. This is one of the reasons why ESCMID welcomes the creation of a new journal 'New Microbes and New Infections'. This Journal, managed by Michel Drancourt and only available online, will focus on short reports, pathogen genomics for the first cases of infection in a given country, new or rare pathogenic organisms and new resistance to antimicrobial agents in a specific geographic area. It will particularly welcome articles from countries in which English is not widely used, by publishing, for those who request it, bilingual versions of the manuscripts.

Over this past year, many issues of concern have emerged in the field of infectious diseases, primarily the lack of control over the "big three". Malaria resistance to artemisinin has been seen in Cambodia. Moreover, the resistance of mosquitoes to permethrin is developing rapidly and the timing of *Anopheles* mosquito bites has also changed, limiting the effectiveness of nets

and leading to a rebound in some areas of sub-Saharan Africa. Tuberculosis is returning too, in Eastern Europe in particular, as a result of the Beijing genotype that is hyper-epidemic and commonly multi-resistant. Finally, regarding HIV infection, there is now a growing rate of seroconversion among homosexual men in Europe.

As for diseases that can be prevented by vaccination, the situation is even worse and a long way from reaching the objectives set for the twentieth century: Poliomyelitis has still not been eradicated and, in Pakistan, hostility to the vaccine has led to the killing of those who proposed vaccination. Outbreaks of measles have been observed in most developed countries and a breakthrough in how vaccines are perceived by many populations is essential. Finally, antibiotic resistance is increasing significantly, even to last-resort drug combinations such as carbapenems with colistin.

In conclusion, the past year saw a sharp contrast between the increase in quality and diffusion of diagnostic strategies leading to the discovery of many new microorganisms on the one hand, and a relative failure to control well-identified diseases on the other. This may lead to a revised approach to the control of infectious diseases.

ESCMID is ready to meet this challenge with its journals.

# The European Manual of Microbiology makes its debut in London

*Giuseppe Cornaglia*  
ESCMID Past President  
[giuseppe.cornaglia@escmid.org](mailto:giuseppe.cornaglia@escmid.org)

Just before ECCMID in Milan, the idea to publish a European manual of clinical microbiology (EMCM) started to come to life. Taking an earlier and extremely successful French edition from the Société Française de Microbiologie (SFM) as a basis, additional chapters were planned, and translation/adaptation of the existing chapters started in the summer of 2011.

The first edition saw the light of day just before the London ECCMID, was sold at the ESCMID booth and is now widely available on the Internet (at Amazon.de, Amazon.fr, Amazon.it, Amazon.co.uk). A second edition with more chapters, is planned to be online only and will see the active participation of the ESCMID Study Groups.



**Editors celebrate the first edition of the book** (l. to r.) Jean-Louis Herrmann, Gunnar Kahlmeter, Giuseppe Cornaglia, René Courcol, Jordi Vila



**Delegate purchasing Manual at ECCMID 2012**



**Authors at reception** (l. to r.) Katja Seme, Veroniek Saegeman, Mario Poljak



**Authors at reception**

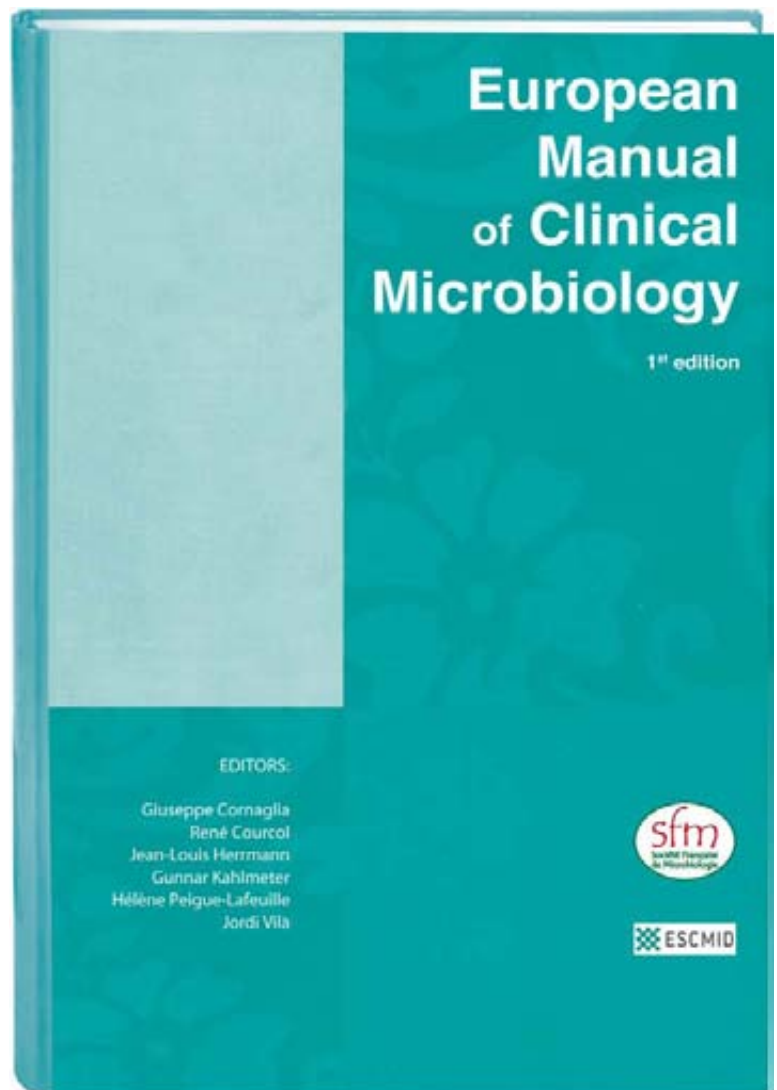


**Editor and authors first see completed book**

# from Anaerobes to Zygomycosis!

An essential guide for  
the clinical microbiologist  
52 chapters and over  
300 pages of information  
for the specialist

Purchase online for EUR 50.—  
[www.escmid.org/ManualMicrobiology](http://www.escmid.org/ManualMicrobiology)



**Content:** ● **Clinical microbiology: a future based on tradition**, D Raoult - G Cornaglia ● **The principles of microbiological work and good laboratory practices**, A Pascual - H Peigue-Lafeuille ● **MALDI-TOF in microbiology**, E Carbonnelle - G Greub - J Vila ● **Molecular methods in microbiology**, JL Herrmann - M Poljak ● **Beyond culturing in microbiology**, B Evengard - P Juto - JM Seigneurin - B Wretling ● **Quality management in microbiology**, A Perrin - AM van Loon ● **Services around the clock in microbiology**, E Bouza - A Burillo - J Lebras - H Peigue-Lafeuille - CPoyert ● **Antimicrobial susceptibility testing**, R Bonnet - G Kahlmeter - R Leclercq ● **Transportation of biological samples - International regulations**, Y Kabrane - I Kallings ● **Septicemia**, B Lamy - H Seifert ● **Endocarditis**, JL Mainardi - R Utili ● **Catheter-related infections**, E Bouza - A Burillo - D de Briel ● **Central nervous system infections**, H Peigue-Lafeuille - P Riegel ● **Urinary tract infections**, JD Cavallo - P Tenke ● **Upper respiratory tract infections**, M Ieven - H Vu-Thien ● **Lower respiratory tract infections**, F Freymuth - M Ieven - F Wallet ● **Pulmonary infections in cystic fibrosis**, R Canton - C Segonds ● **Gastroenteritis**, S Bonacorsi - A Garbarg-Chenon - LM Kortbeek ● **Sexually transmitted infections**, B de Barbeyrac - JS Jensen ● **Bacteria in purulent and serous fluids**, E Nagy - P Laudat ● **Ocular infections**, T Bourcier ● **Cutaneous infections**, J Van Eldere - G Lina ● **Dermatophytes in skin, nails and hair**, P Boiron - C Lass-Floerl - M Aigner ● **Bone and joint infections**, C Loiez - A Trampuz - ME Portillo - S Corvec ● **The diabetic foot**, M Dryden - JP Lavigne ● **Perinatal infections**, P Lanotte - K Seme ● **Infections in burn patients**, A M  rens ● **Microbiological examination of postmortem samples**, C Rambaud - AL Roux - V Saegeman ● **Anaerobes**, L Dubreuil - E Nagy ● **Borrelia burgdorferi sensu lato**, B Jaulhac - E Ruzic Sabljic ● **Brucella species**, J Ariza - M Maurin ● **Helicobacter pylori**, C Burucoa - F M  graud ● **Leptospira species**, M Picardeau - T Pumarola ● **Listeria monocytogenes**, A Le Monnier - O Nat  s ● **Mycobacterium species**, G Delogu - JL Herrmann ● **Rickettsia and related bacteria**, B Jaulhac - MM Nogueiras Mas - F Segura ● **Arboviruses**, MR Capobianchi - C Castilletti - I Leparc-Goffart ● **Hepatitis virus**, S Chevalier - M Clementi - JM Pawlotski ● **Human Immunodeficiency Virus (HIV)**, G Antonelli - F Brun-Vezinet ● **Influenza virus**, P Fraaij - M Schutten - A DME Osterhaus ● **Viruses in haemorrhagic fevers**, O Ergonul ● **Leishmania species**, P A Bates - B Sendid ● **Plasmodium species**, F Castelli - E Dutoit - N Manca ● **Trypanosoma species**, J Clerinx - V Lejon - B Sendid ● **Antimicrobial resistance surveillance**, G Cornaglia - C Giske - J Robert ● **Screening for multidrug-resistant bacteria in health care setting**, C Lawrence - L Martinez-Martinez ● **Laboratory hygiene and safety**, M Mounier - K Summermatter ● **Microbiology of the health care environment**, M Mounier - T Pal ● **Molecular tools for epidemiology**, W Witte ● **Public health microbiology**, F Baquero - G Cornaglia ● **The risk of bioterrorism and class 3 microorganisms**, JD Cavallo - H Ellerbrok

# Professional Affairs Overview



*Mario Poljak, Professional Affairs  
Officer for Clinical Microbiology  
mario.poljak@escmid.org*

*Evelina Tacconelli, Professional Affairs  
Officer for Infectious Diseases  
evelina.tacconelli@escmid.org*

In the past year ESCMID has continued to increase its involvement in Professional Affairs activities for both Clinical Microbiology (CM) and Infectious Diseases (ID). From this ECCMID onwards, the rejuvenated PAS, with nine new members, will start work. Gratitude is expressed for the commitment from all nine retiring PAS members who worked tirelessly over 4 to 6 years for the benefit of our Society.

The ESCMID Collaborative Centre (ECC) and Observership programme, considered by many ESCMID members as one of the most original and successful activities of our Society, is proving more and more successful. The current year witnesses the inclusion of two new Observership opportunities with ECDC and WHO. More information about can be found on pages 66 and 64.

The ESCMID Parity Commission (EPC) reports on interesting achievements and activities to review and improve equal representation (page 44).

The Trainee Association of ESCMID (TAE) is also successfully continuing its work on new and ongoing projects (see page 41).

Both PA officers have also been working closely with the Medical Microbiology and Infectious Diseases sections of the Union Européenne des Médecins Spécialistes (UEMS) to further harmonise and improve the quality of specialisation among Eu-

ropean Countries. An update of the Survey on Professional Affairs in CM/ID, aiming to gather data on the organisational basis and functional integration of the medical specialties CM and ID across Europe, is in progress and will be available in late 2013.

Finally, we would like to draw your attention to our EU Partner Search Platform and the Job Platform on the ESCMID website. Both platforms are constantly evolving, with the aim of meeting the needs of our members completely.

#### **[www.escmid.org/eupartner](http://www.escmid.org/eupartner)**

The EU Partner Search Platform is useful for finding new collaboration opportunities among European Research Centres.

#### **[www.escmid.org/career](http://www.escmid.org/career)**

The Job Platform is an easy way to find your next job or to fill an open position in CM and ID.

An overview of the current activities within Professional Affairs portfolios can be found on the following 9 pages.

# Future Generations of European CM and ID Professionals admitted to Trainee Association of ESCMID (TAE)

[www.escmid.org/tae](http://www.escmid.org/tae)

*President: Kate Adams, United Kingdom; President-elect: Polona Maver Vodičar, Slovenia; Secretary: Chrysanthi Skevaki, Greece; Treasurer: Davorka Dušek, Croatia. Members: Kanita Dedić, Bosnia and Herzegovina; Alejandro Martin-Quiros, Spain; Joana Cortez, Portugal; Noemi Aniko Bartha, Hungary; Botond Lakatos, Hungary; Frieder Schaumburg, Germany*

TAE, founded in November 2009, represents a group of trainees and young specialists who finished their training less than 3 years ago. Representatives from both Clinical Microbiology (CM) and Infectious Diseases (ID) are recruited from throughout Europe to form a large network of trainees with the aim of improving communication and collaboration among young professionals within ESCMID. In this context, the formation of national societies of CM and ID trainees is encouraged and supported through TAE. TAE has a Steering Committee (SC) consisting of six elected members, three from the field of CM and three from ID.

The second special session dedicated to trainees took place on the first day of ECCMID 2012 in London. 'Trainees Day: a time for trainees to share their knowledge under the supervision of seniors' was a highly interactive event, covering the topics of antimicrobial dosing and travel essentials, with a review of both clinical and microbiological aspects.

During that Trainees Day, the TAE Training Excellence Award, intended to recognize and reward outstanding trainees in Clinical Microbiology and Infectious Diseases, were presented for the second time. Four awards were given to five outstanding young trainees: Meera Chand and Emma Hutley (joint award) from the United Kingdom and Koen Vanden Driessche from the Netherlands received awards for achievements during their ID training, and Lorenzo Guglielmetti from Italy and Chrysanthi Skevaki from Greece received awards for their achievements in CM training.

During ECCMID 2012 in London, the sixth meeting of the TAE SC took place.

In preparation for an educational activity in the form of an online quiz for both CM and ID trainees, a pilot quiz with 10 questions was run from 15 October to 15 November 2012. This was promoted on the ESCMID website and by national CM/ID representatives. A total of 242 trainees (137 ID and 105 CM) from 36 different countries participated, answering all 10 questions, and the feedback was generally very positive. Given this success, a more comprehensive online quiz will be set up soon.

On 18–19 December 2012, the seventh TAE SC meeting was held in Ljubljana, Slovenia, at the Institute of Microbiology and Immunology, Faculty of Medicine, University of Ljubljana. Since the founding members of the TAE SC were at the end of their term, TAE activities were handed over to a newly elected generation of SC members at the meeting in Ljubljana, who will no doubt successfully continue the ongoing TAE projects and implement new ideas to improve CM and ID training as well as collaboration and communication among trainees across Europe in the future.



TAE Steering Committee meeting with TAE SC members and Advisory Board at ECCMID 2012 in London



TAE Trainees Day 2012 at ECCMID 2012 in London



Excellence Training Award ceremony during Trainees Day 2012

# ESCMID Collaborative Centres and Observerships

Mario Poljak

Professional Affairs Officer for Clinical Microbiology

[mario.poljak@escmid.org](mailto:mario.poljak@escmid.org)

The ESCMID Collaborative Centres (ECCs) and Observership Programme is one of the most original and successful activities of our Society. Clinical Microbiology/Infectious Disease centres of excellence in Europe and beyond welcome ESCMID members from abroad to learn about diagnostic and therapeutic procedures and the local organisation of services, as well as to establish new contacts and foster international exchange. The ECC programme was launched in early 2009 and currently lists 61 fully operating centres (Figure 1). The countries with most ECCs are the United Kingdom (8), Spain (7), the Netherlands (7), Turkey (6) and France (5). Many other European countries have not yet joined this initiative (Figure 2) but a single ECC outside Europe, in Tunisia, offers Observers a chance to gain experience of infections rarely seen in Europe and learn from local diagnostic approaches.

The ESCMID Observership Programme started in the second half of 2009 and is flourishing. More than 220 Observership visits had taken place by 1 February 2013. Approximately 96% of Observers rate their Observership visit excellent and 4%, good. The Infectious Diseases Service at the University Hospital (CHUV) in Lausanne, Switzerland has hosted the largest number of Observers to date.

Two new initiatives are underway. ESCMID and the World Health Organisation (WHO) are jointly inviting 5 ESCMID members (of either specialty) from different countries to visit WHO's European Regional Office in Copenhagen. WHO has prepared a special, annual, 3-day programme for these ESCMID Observers to learn about the organisation and their programmes. The first visit will be from 18–20 June 2013 and the applications are accepted from 02 May 2013, 10:00 CET until 10 May 2013, 16:00 CET. For further details please visit the website at [www.escmid.org/WHO\\_Observer](http://www.escmid.org/WHO_Observer).

The second initiative with the European Centre for Disease Prevention and Control (ECDC) in Stockholm offers a similar opportunity from 02–06 September 2013. Application are accepted from 18 June 2013, 10:00 CET until 02 July 2013, 16:00 CET. Details will be available on the website at [www.escmid.org/ECDC\\_Observer](http://www.escmid.org/ECDC_Observer).



Figure 1. Distribution of the ECCs throughout Europe and beyond. For a list of ECCs, please visit the website [www.escmid.org/ECCsearch](http://www.escmid.org/ECCsearch)

## Activities within the ESCMID Collaborative Centre and Observership Programme:

### European Network Corner at ECCMID

In 2011 and 2012, the European Network Corner had a dedicated area at ECCMID for ECCs to showcase their activities and connect with potential Observers. At ECCMID 2013, the European Network Corner will again have a dedicated area for ECCs to present themselves.

### ECC activity in 2012

In the last year, ESCMID approved six new institutions as Collaborative Centres increasing the number of operating ECCs to 61. A Centralised Request Form for Observerships and ECC Administration will be introduced by ECCMID 2013 to streamline the process. This new user-friendly tool will improve the handling of Observership requests, ease the workload for ECCs and facilitate the analysis of ECC/Observership visits.

### Observer visits in 2012

In 2012, a total of 69 Observership visits took place, up 15% on last year. One-third of the visits were short (less than 1 week) and two-thirds were between 1 and 4 weeks. Observers came from all over the world: 52 from various European countries and 17 from further afield (including Argentina, Australia, Brazil, Canada, India, Morocco, Nigeria, Pakistan and USA). For more details, see Figures 4–7.

The Observers' reports are published on the ESCMID website at [www.escmid.org/observership](http://www.escmid.org/observership) and testify to the usefulness of the programme for the Observers' professional development.

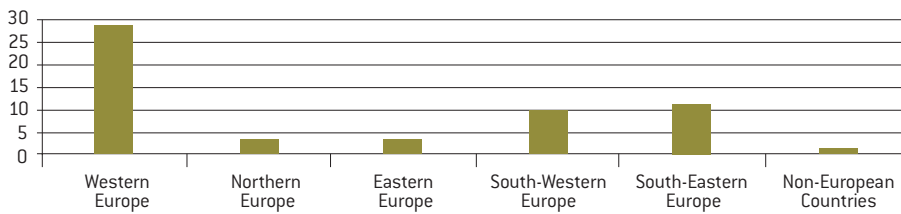


Figure 2: Number of ESCMID Collaborative Centers per region

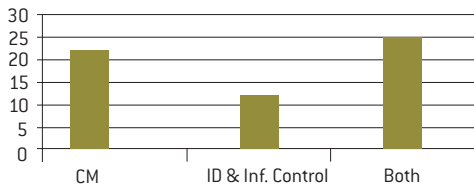


Figure 3: Number of ESCMID Collaborative Centers per specialty

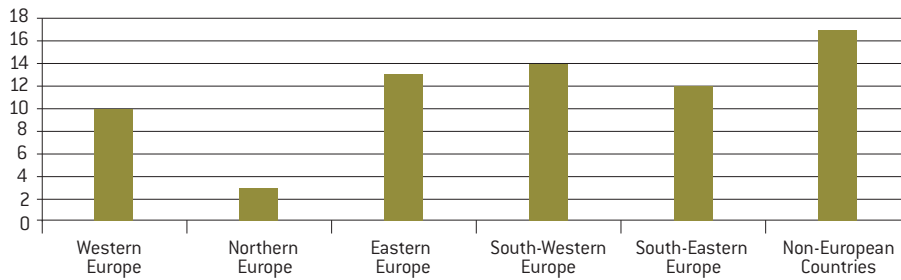


Figure 4: Origin of observers in 2012 (by region)

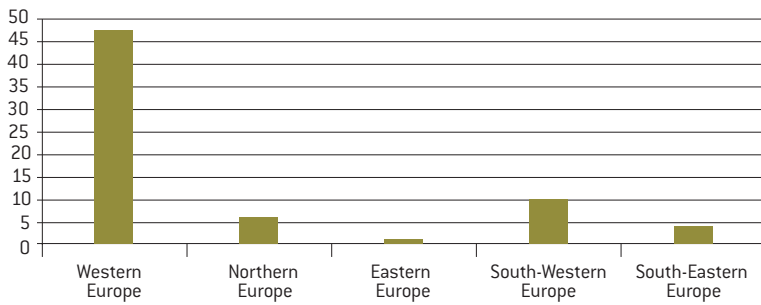


Figure 5: Country of ECC host in 2012

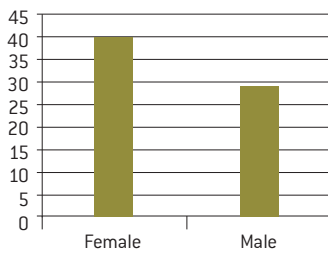


Figure 6: Gender of observers in 2012

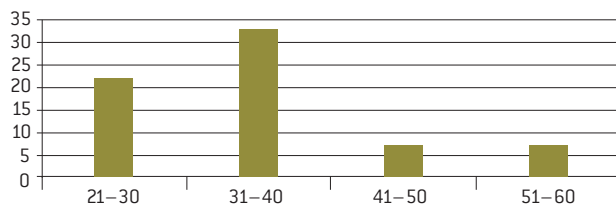


Figure 7: Age distribution of observers in 2012

# ESCMID Parity Commission

[www.escmid.org/parity](http://www.escmid.org/parity)

*Evelina Tacconelli*

*Professional Affairs Officer for Infectious Diseases*

*evelina.tacconelli@escmid.org*

It is only three years ago that the ESCMID Parity Commission (EPC) was founded to review and improve the representation of minorities and gender as well as the geographical balance in the professional fields of CM and ID. This year EPC has a new Advocate for Geographic Balance and it has accelerated its involvement in ESCMID activities with several major initiatives and achievements.

Two workshops organised during the 22nd ECCMID focused on the importance of providing equal opportunities for all scientists to publish their studies in peer-reviewed journals. In 2012 the EPC also produced guidelines for ESCMID-related educational courses and will keep actively monitoring all the Society's activities in order to increase parity in representation.

A major milestone for EPC was the publication of the questionnaire results in 2013. ESCMID launched a survey to investigate forms of discrimination covering country, gender and ethnicity among medical professionals in those hospitals and universities carrying out activities in the fields of clinical microbiology (CM) and infectious diseases (ID). Overall, we included 1'274 professionals. The majority of respondents (68%) stated that discrimination is present in medical science. A quarter of them reported personal experience with discrimination, mainly associated with gender and geographic region. Specialists from South-western Europe experienced such occurrences at a much higher rate (37%) than other European regions. The proportion of women among full professors averaged 46% in CM and 26% in ID. Participation in high-level decision-making committees

was significantly different (>10 percentage points) by gender and geographic origin. Yearly gross salary among CM/ID professionals was significantly different among European countries and by gender within the same country. More than one-third of respondents (38%) stated that international societies in CM/ID have an imbalance in committee member distribution and speakers at international conferences.

The results of the article clearly show the importance of the issue of career and research discrimination, particularly related to gender and geographic origin, in European hospitals and universities. For this reason, EPC will keep working to implement proactive policies to tackle discrimination and improve representation and balance in the careers of CM/ID professionals in Europe.

EPC considers these results only a first step in better understanding the problem of discrimination among professionals in CM and ID. The next steps will include audits to understand the origin of discrimination and to provide practical suggestions to approach and reduce the problem in situations where discrimination has been reported more frequently. The Commission also believes that qualified and motivated mentorship can be a key strategy to improve parity for all researchers and is actively developing an ESCMID model to be proposed to our members. Members contributions and suggestions are essential and can be sent to [parity@escmid.org](mailto:parity@escmid.org).

**Science without meritocracy. Discrimination among European specialists in infectious diseases and clinical microbiology: a questionnaire survey.**  
Evelina Tacconelli, Mario Poljak, Marina Cacace, Giovanni Caiati, Nur Benzonana, Elisabeth Nagy and Titia Kortbeek.  
BMJ Open 2012;2: e001993.  
[www.escmid.org/profession\\_career/parity\\_commission/parity\\_survey](http://www.escmid.org/profession_career/parity_commission/parity_survey)



**Parity Commission members at meeting in December 2012:**

[l. to r.] Laetitia Kortbeek, ESCMID Advocate for Gender; Evelina Tacconelli, Co-chair; Mario Poljak, Co-chair, Nur Benzonana, Advocate for Minorities; Dan Otelea, Advocate for Geographic Balance

# Translational Research on Combating Antimicrobial Resistance (TROCAR)

[www.escmid.org/trocar](http://www.escmid.org/trocar)

Jordi Vila  
TROCAR Coordinator  
[jordi.vila@escmid.org](mailto:jordi.vila@escmid.org)

The TROCAR project (Translational Research on Combating Antimicrobial Resistance) was carried out from 2009 until 2012 as a consortium of 14 partners from ten different European countries, meant to focus on three major strategic aims:

1. A definition for the major high-risk resistant clones circulating in Europe
2. The promotion of collaborative European research to investigate specific traits associated with virulence, transmission, persistence and resistance of epidemic clones in comparison with non-epidemic clones
3. The development of bio-informatic tools to fully exploit the genomics data and allow the rapid identification of resistant strains with heightened epidemic potential.

TROCAR members have agreed on the following definition of 'high-risk clones' (HiRiC): 'High-risk, resistant clones are those bacterial clones that associate: 1) Mechanisms of resistance to antibiotics of critical clinical importance and 2a) the ability to be transmitted with high efficiency among hospitalised patients or 2b) with particular ability to produce severe or invasive infections; or 2c) the ability to efficiently colonize human hosts during long periods of time.'

The combined efforts of the consortium members have resulted in the establishment of an inventory of strains for MRSA, VRE, *A. baumannii*, *P. aeruginosa* and Extended-spectrum, metallo- and acquired AmpC beta-lactamases (ESMAC-BLs-producing Enterobacteriaceae) according to their epidemiological impact and multidrug-resistant profiles. The data produced within the scope of the TROCAR project enabled the construction of an unparalleled catalogue of well characterised MRSA and MSSA isolates widespread in Europe. These data are accessible and can be used by local health-care authorities to become acquainted with MRSA epidemiology in their own and neighbouring countries and to take appropriate action for local infection control. The geographical abundance of *S. aureus*/MRSA clones, displayed on a web-based mapping tool using a Google interface, is publicly available at [www.spatial-epidemiology.net/srl-maps/](http://www.spatial-epidemiology.net/srl-maps/). We also showed that MRSA strains belonging to different clonal types might have different colonisation and invasive potentials but the genetic determinants responsible for these differences need to be further examined to confirm this. We took a step forward in our understanding of the origins (time and space) and clinical relevance of MRSA clades and clonal lineages with particular public health importance.

VRE has been investigated in depth. A comparison of VRE genomes with different epidemic strengths identified blocks of genes that are putatively interesting as markers indicating epidemic potential. However, more strains from various origins and with different epidemic strengths should be studied before these genes can be confidently proposed as epidemic markers.



Group picture at final meeting in Barcelona in June 2012

During the development of the project, the main research interest has turned to carbapenemases, including the detection and characterisation of new carbapenemase genes and associated HiRiC in Enterobacteriaceae. Various studies performed by TROCAR partners have identified VIM and KPC-producing Enterobacteriaceae in different countries, however, the NDM-producing *E. coli* and *K. pneumoniae* isolated in the UK are especially relevant. Most of these genes are plasmid mediated and some of them have been selected for full sequencing. The potential link between antimicrobial resistance acquisition and virulence is also being investigated.

Multidrug resistant *A. baumannii* and *P. aeruginosa* have increasingly been reported during the last decade and carbapenem resistance is now observed worldwide in these species, leading to limited therapeutic options. In order to better understand the current trend towards MDR and carbapenem-resistance, several approaches are being followed. Several representatives of widespread MDR clones of *P. aeruginosa* producing MBLs (or another emerging carbapenemase) and of *A. baumannii* producing carbapenemases of clinical significance have been identified and characterised. Several novel efflux pumps have also been characterised in *Acinetobacter* spp. Whole genome sequencing and annotation of several MDR strains of *P. aeruginosa* and *A. baumannii* of clinical importance is still in progress. These data are a pre-requisite for performing genomic comparisons between epidemic and non-epidemic isolates. These results will provide insights into novel genetic structures that can explain the dissemination of these HiRiCs.

# EUCAST in 2012 – 2013

[www.eucast.org](http://www.eucast.org)



## **EUCAST Steering Committee autumn 2012**

Alasdair MacGowan and Derek Brown in front of

(l. to r.) Gunnar Kahlmeter, Christian Giske, Robert Skov, Rafael Canton (chairman), Johan Mouton, Claude-James Soussy.

Not in picture: Petra Apfalter and Luis Martinez-Martinez.

EUCAST is the European Committee on Antimicrobial Susceptibility Testing. It provides common European breakpoints and antimicrobial susceptibility testing methodology. Over the years ESCMID has provided the administrative, financial and scientific framework for EUCAST. The European Centre for Disease Prevention and Control (ECDC) is currently supporting EUCAST with another three year contract (2011 – 14), while ESCMID is supporting the development of the EUCAST disk diffusion method.

Version 3.0 of the EUCAST breakpoint tables was published on the EUCAST website ([www.eucast.org](http://www.eucast.org)) in January 2013. Changes or new breakpoints in breakpoint tables are highlighted in such a way that the user is immediately alerted to the change. Breakpoints for new agents are set by EUCAST as part of a licensing process of the European Medicines Agency (EMA). In the past year, breakpoints have been set for ceftaroline and several other new agents, including antimycobacterial and antifungal agents, are currently being processed. Particularly for disk diffusion, several breakpoints, including piperacillin, cefalexin and aztreonam for Enterobacteriaceae and aminoglycosides for enterococci, have been revised in the light of new information. Moreover, several technical notes have been reworded and supplementary tables for the interpretation of susceptibility testing results have been added (i.e. oxacillin disk screen for *Streptococcus pneumoniae* and benzylpenicillin disk screen for *Haemophilus influenzae*). Breakpoints for various less common organisms, including *Pasteurella multocida*, *Campylobacter jejuni* and *Campylobacter coli*, were established and, in collaboration with ESCMID Study Groups or National Antimicrobial Susceptibility Testing Committees, new breakpoints are being developed for organisms including *Corynebacterium* spp. and *Pseudomonas* spp. other than *P. aeruginosa*. Breakpoints for topical agents are also under discussion.

In the process of setting breakpoints and in compliance with the TATFAR (Transatlantic Taskforce on Antimicrobial Resistance) initiative, a memorandum of understanding was signed with CLSI (Clinical and Laboratory Standards Institute) to develop colistin/polymyxin breakpoints. A six-member subcommittee, with three representatives each from EUCAST and CLSI, has been established.

The EUCAST website continues to be developed and updated, and all EUCAST breakpoints and documents are freely available on the website. Additional documents have been published on the EUCAST website, including the annual update of QC tables, an antimicrobial susceptibility testing reading guide for disk diffusion, guidance documents and Standard Operation Procedure documents (SOPs). New translations into French, German and Spanish of the main EUCAST documents have been incorporated. Translations into other languages are on-going under the umbrella of National Antimicrobial Susceptibility Testing Com-





EUCAST Steering Committee meeting in London 2012



Preparing for susceptibility testing



Steering Committee of the EUCAST Antifungal Susceptibility Testing Subcommittee at the ECCMID 2012 (l. to r.) William Hope, Maiken Cavling Arendrup (Chair), Cornelia Lass-Floerl and Manuel Cuenca-Estrella



Participants of the EUCAST General Committee Meeting at ECCMID

mittees (NACs) in different countries. In addition, details of the current compliance of manufacturers with EUCAST breakpoints and methods are periodically updated on the website. The 'frequently asked questions' section about EUCAST breakpoints and methods continues to be expanded as questions are received.

The EUCAST MIC and zone diameter website presents MIC and zone diameter distributions of bacteria and fungi based on a continually increasing number of distributions. Graphs showing MIC-zone diameter correlations also continue to be expanded. The distributions highlight wild type populations and give epidemiological cut-off values (ECOFFs). Within these sections, data on variation in testing of QC strains can be obtained.

During 2012 and early 2013, nearly all countries in Europe completed the process of forming a National Antimicrobial Susceptibility Testing Committee (NAC). These committees provide a national strategy for antimicrobial susceptibility testing and help to implement EUCAST breakpoints and methods where appropriate. Data from UK NEQAS (UK National External Quality Assessment System) show an increase in the use of EUCAST breakpoints from 36% in 2009 to 68.5% in 2012. Closely similar figures were observed in the EARS-Net (European Antimicrobial Resistance Surveillance Network, ECDC) external quality assessment exercises. The interest in EUCAST breakpoints from outside Europe is increasing and EUCAST Steering Committee members are frequently asked to participate in national meetings. During 2012, EUCAST guidelines were adopted in Australia.

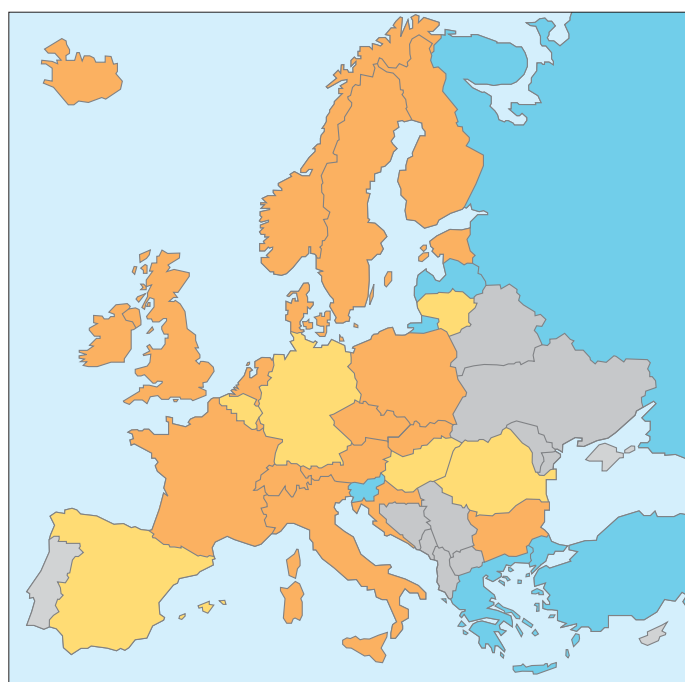
The second edition of the Postgraduate Education Course entitled 'Antimicrobial susceptibility testing and surveillance: from laboratory to clinic – a EUCAST, ESGARS and EPASG perspective' was organised in Madrid, Spain with attendees from 27 European countries and 7 countries outside Europe (Cuba, India, Kuwait, New Zealand, Russia, Saudi Arabia and Syria).

The Antifungal Susceptibility Testing (AFST) Subcommittee is a standing EUCAST subcommittee, dealing with all issues related to breakpoints and susceptibility testing for fungi. The AFST has continued to work on the establishment of clinical breakpoints for antifungal agents. Several new breakpoints were established, notably for *Aspergillus* species and several breakpoints for *Candida* species were updated. Rationale documents were sent for consultation and responses are available together with the rationale documents on the EUCAST website. The following technical note has been accepted for publication in the journal, *Clinical Microbiology and Infection*: EUCAST Technical Note on *Aspergillus* and voriconazole. A new version of the EUCAST breakpoint table for antifungals was published in February 2013 (version 6.0).

The Expert Rules Subcommittee and the EUCAST Steering Committee have updated the EUCAST expert rules and the new version was published in *Clinical Microbiology and Infection* (2013; 19: 141–60). This Subcommittee achieved its objectives and has now been disbanded. The EUCAST Steering Committee is collecting new data for future updates of the expert rules.

The Anaerobe Subcommittee advised the Steering Committee on breakpoints for anaerobes. The Subcommittee achieved its major objectives and was also disbanded. A project to establish disk diffusion methods and interpretive criteria for rapidly growing anaerobes is being developed together with the ESCMID Study Group for Anaerobic Infections (ESGAI).

The new Subcommittee on antimicrobial resistance mechanisms of clinical and/or epidemiological importance (Christian Giske, Chairman) has nearly finished developing the first version of practical guidelines for the detection of resistance mechanisms.



Implementation of EUCAST breakpoints, January 2013

Laboratories:  
■ > 50 %  
■ 10 – 50 %  
■ < 10 %  
■ no information

Countries not on the map:

■ Australia  
■ Israel

# 5th International Day for Fighting Infection

For the fifth consecutive year ESCMID has celebrated the International Day for Fighting Infection by organising a one-day symposium on the fascinating history of antibiotics.

The conference was held as usual on 23rd April (St. George's Day) and the venue was, appropriately, St. Mary's Hospital in London, where penicillin was discovered by Alexander Fleming.

Maintaining tradition, the conference was supported by the Lancet Infectious Diseases.

## Scientific Programme

- Mankind and diseases in the pre-antibiotic era.  
*Alasdair Geddes, Birmingham, UK*
- Penicillin or serendipity.  
*Tony White, Newport, UK*
- Cephalosporins or obstinacy.  
*Giuseppe Cornaglia, Verona, IT*
- Quinolones, a systematic quest.  
*David Hooper, Boston, US*
- The evolution of antimicrobial resistance.  
*Richard Sykes, London, UK*
- Carbapenemases, the last threat.  
*Patrice Nordmann, Paris, FR*
- 'My' Antibiotic Days: the ever-changing patterns of antimicrobial therapy.  
*Emilio Bouza, Madrid, ES*
- Antibiotics and environment: a holistic view.  
*Joakim Larsson, Gothenburg, SE*
- Where should we look next for antimicrobial therapy?  
*Jonathan Cohen, Brighton, UK*
- Which future for antibiotics?  
*Alasdair MacGowan, Bristol, UK*

All presentations of the 5th International Day for Fighting Infection are available in the ESCMID Online Lecture Library: [www.escmid.org/oll](http://www.escmid.org/oll)



Saint George and the Dragon by Paolo Uccello, National Gallery, London, UK



St. Mary's Hospital in London



Sir Richard Sykes during a presentation at the conference



Jonathan Cohen lecturing on the future of antimicrobial therapy



Group picture of the faculty

# 2nd ESCMID Conference on Invasive Fungal Infections

The 2nd ESCMID Conference on Invasive Fungal Infections, held in Rome on 16–18 January 2013, attracted more than 200 attendees from all over the world. This conference brought together 33 renowned speakers to discuss in detail a wide variety of topics ranging from antifungal resistance to molecular diagnostics, from emerging epidemiology to recent advances in treatment and prophylaxis of invasive fungal infections.

For all ESCMID members who could not attend the meeting, webcasts and slides from most presentations are now available in the ESCMID Online Lecture Library.

The repeated success of this conference has encouraged the ESCMID Executive Committee to plan a third one in 2015 at the same venue.



The podium of speakers and chairs at the opening session



Murat Akova during his lecture

## Scientific Programme

### Emerging epidemiology in fungal infections

Chairs: *Giuseppe Cornaglia & Giovanni Fadda*

- Global trends in *Candida* species distribution. *Jesus Guinea-Ortega*
- Global trends in *Aspergillus* species distribution. *Paul Verweij*
- Global trends in emerging mould infections. *Oliver Cornely*
- Imported mycoses: are they a problem in 2013? *Jacques Meis*

### Recent advances in the treatment and prophylaxis of invasive fungal infections

Chairs: *Oliver Cornely & Claudio Viscoli*

- Prophylaxis versus treatment. *Livio Pagano*
- Empirical therapy and pre-emptive approach. *Catherine Cordonnier*
- Prophylaxis of breakthrough infections: what is the evidence for its efficacy? *Peter Donnelly*

### Biofilm formation in fungi: a challenge for the clinician

Chairs: *Malcolm Richardson & Roberto Cauda*

- Biofilm in *Candida* spp. *Christophe d'Enfert*
- Biofilm in *Aspergillus* spp. *Gordon Ramage*
- Clinical impact of fungal biofilms. *Mario Tumbarello*

### Zygomycosis: is it really a rare invasive fungal infection?

Chairs: *Cornelia Lass-Flörl & Livio Pagano*

- Epidemiology of zygomycosis in Europe. *George Petrikkos*
- Pathogenesis of zygomycosis: is there anything new? *Ulrike Binder*
- Healthcare-associated zygomycosis. *Olivier Lortholary*
- Why is zygomycosis more difficult to treat than other common mycoses? *Emmanuel Roilides*

### Management of invasive fungal infections: is it possible to integrate MIC, PK/PD and patient conditions?

Chairs: *Manuel Cuenca-Estrella & Murat Akova*

- Update on antifungal resistance in *Candida* and *Aspergillus*. *Maiken Arendrup*
- PK/PD properties of azoles and echinocandins. *William Hope*
- Risk factors for the development of invasive fungal infections. *Murat Akova*
- Integrating MIC, PK/PD properties, and risk factor data. *Andrew Ullmann*

### Is antifungal stewardship a necessity in this decade?

Chairs: *Andrew Ullmann & Flavia De Bernardis*

- In invasive aspergillosis. *Raoul Herbrecht*
- In invasive candidiasis. *Markus Ruhnke*

### Antifungal resistance: from bench to bedside

Chairs: *Maiken Arendrup & Maurizio Sanguinetti*

- Antifungal drug resistance mechanisms in pathogenic fungi. *Manuel Cuenca-Estrella*
- New strategies for rapid detection of fungal drug resistance. *David Perlin*
- Clinical and economic impact of candidaemia sustained by drug-resistant *Candida* isolates. *Malcolm Richardson*
- Impact of azole resistance on clinical outcome of invasive aspergillosis. *David Denning*

### What's new in diagnostic modalities?

Chairs: *Peter Donnelly & Giuliana Lo Cascio*

- Is the time ripe for MALDI-TOF mass spectrometry in the identification of fungi? *Maurizio Sanguinetti*
- Update on molecular diagnostic tests for yeast and mould infections: where do we stand? *Stéphane Bretagne*
- What is the role of *in-vitro* susceptibility testing in current routine practice? *Cornelia Lass-Flörl*
- New perspectives for antigen detection in the diagnosis and treatment of IFI. *Oscar Marchetti*



[l. to r.] Cornelia Lass-Flörl, Livio Pagano

# 2nd ESCMID Conference on The Impact of Vaccines on Public Health



The podium of speakers and chairs at the opening session

For the second time ESCMID has organised a conference on The Impact of Vaccines on Public Health (22–24 March 2013, once again in beautiful Prague), bringing together world-leading experts to debate the many-sided correlations between vaccines, medicine and society at the dawn of the third millennium. This year's edition attracted more than 300 attendees from 45 different countries and brought together 36 renowned speakers.

The conference was held in cooperation with other major societies in the field, namely the International Society of Infectious Diseases (ISID), the Infectious Diseases Society of America (IDSA), the European Respiratory Society (ERS), the Glo-

bal Chinese Association of Clinical Microbiology and Infectious Diseases (GCACMID), the Pan American Association for Infectious Diseases (API) and was supported by The Lancet Infectious Diseases.

The conference also paved the way for a new ESCMID Study Group for vaccinology.

For all ESCMID members who could not attend the meeting, webcasts and slides from most presentations are now available in the ESCMID Online Lecture Library.



Lecture hall

## Scientific Programme

### The role of WHO-Europe/ECDC

Chair: *Giuseppe Cornaglia and Jaroslav Blahoš*

- The role of WHO-Europe. *Dina Pfeifer*
- The role of ECDC. *Piotr Kramarz*

### Paediatric and adolescent vaccination

Chair: *Dina Pfeifer and Šárka Němečková*

- Multivalent paediatric vaccines. *Susanna Esposito*
- The possible evolution of paediatric influenza vaccination in Europe. *Susanna Esposito*
- Measles elimination and the interruption of indigenous transmission. *Dina Pfeifer*
- Chickenpox vaccination: a laboured take off. *Paloma Carrillo-Santistev*

### Vaccines for adults

Chair: *Vincenzo Bronte and Roman Chlibek*

- Lifelong vaccination as a key disease-prevention strategy. *Paolo Bonanni*
- Influenza immunisation in the elderly. *Patricia Blank*
- Pertussis boosting in adults. *Maarten J. Postma*

### Vaccines and women: more than a gender issue

Chair: *Pierluigi Lopalco and Eva Hamšíková*

- The potential role of GBS vaccination: overall value and the hurdles of prenatal programmes. *Paul Heath*
- Eliminating rubella and preventing congenital rubella syndrome in Europe. *Mark Muscat*
- Implementing HPV vaccination: where do we stand now? *Mario Poljak*
- Next-generation HPV vaccines: challenges and perspective. *Elmar Joura*

### Hepatitis

Chair: *Mario Poljak and Petr Pazdiora*

- Hepatitis B vaccination in Western European countries. *Pierre Van Damme*
- Hepatitis A vaccination: can we do better? *Dina Pfeifer*

- Hepatitis E vaccines: phase II and phase III trials. *James Wai Kuo Shih and Ning-Shao Xia*
- Hepatitis C vaccines: myth or reality? *Sergio Abrignani*

### Vaccines for encephalitis and viral haemorrhagic fevers

Chair: *Raul E. Isturiz and Lenka Straková*

- Tetravalent Dengue vaccine – from research to phase III. *Ragnar Norrby*
- Japanese Encephalitis vaccines. *Katrin Dubischar-Kastner*
- Recombinant DNA-derived vaccines for VHF. *Connie S. Schmaljohn*
- Tick borne encephalitis. *Franz X. Heinz*

### Novel vaccine targets

Chair: *Karen Kotloff and František Stejskal*

- CMV vaccine: phase II trial results. *Christoph Steininger*
- New and candidate vaccines for gastrointestinal infections. *Karen Kotloff*
- Norovirus vaccine: first results. *Timo Vesikari*
- Vaccines to constrain antimicrobial resistance. *Ron Dagan*
- Malaria vaccine research and development: status and first results from the ongoing phase 3 trial of the RTS,S candidate. *Joe Cohen*

### Pneumococcal vaccines and their implementation strategy

Chair: *Ron Dagan and Roman Prymula*

- Pneumococcal infection in adults: burden of disease. *Gernot Rohde*
- Pneumococcal vaccination in the EU: current status and perspectives. *Bernard Fritzell*
- Role of vaccines in preventing pneumococcal diseases. *Stefano Aliberti*
- Pneumococcal vaccination: do we need a new implementation strategy? *Pavla Křížová*

### Novel vaccines for old diseases

Chair: *Rino Rappuoli and Jana Pratingerova*

- Flu vaccination facing flu virus mutability. *Albert Osterhaus*
- Innovative strategies for meningococcal vaccines. *Mariagrazia Pizza*
- New vaccines against tuberculosis. *Giovanni Delogu*
- A vaccine for *Staphylococcus aureus*? *Richard A. Proctor*

### Towards the future: technological challenges and vaccine policies

Chair: *Giovanni Rezza and Pavla Křížová*

- From genomics to structural vaccinology. *Rino Rappuoli*
- Actual immunisation coverage throughout Europe: are existing data sufficient? *Pierluigi Lopalco*
- Emerging economies from consumers to new donor countries. *Suresh Jadhav*
- Contrasting the anti-vaccine movements. *Robb Butler*



The podium of speakers and chairs at the session  
“vaccines for encephalitis and viral haemorrhagic fevers”

Verona, Italy, 23 April 2013

## 6th International Day for Fighting Infection

# Sometimes They Come Back ...

How major scourges of the past still affect mankind



### Scientific Programme

Chairpersons:

*Marc Sprenger, ECDC, Stockholm*

*Nedret Emiroglu, WHO Europe, Copenhagen*

- Plague, the Great Mortality.  
*Giuseppe Cornaglia, Verona, Italy*
- Tuberculosis, the White Plague.  
*Francis Drobniowski, London, United Kingdom*
- Smallpox, the Angel of Death.  
*Gareth Williams, Bristol, United Kingdom*
- Two Hundred Years of Fear and  
Mystification: The Battle Against Cholera.  
*Renaud Piarroux, Marseille, France*
- Rabies, a Threat from the Wilderness.  
*Paola De Benedictis, Padua, Italy*
- Europe as a Polio-free Region: The Role of WHO.  
*Nedret Emiroglu, WHO Europe, Copenhagen, Denmark*
- Of Mice, Men and other Animals: The Human-Animal Interface.  
*Albert Osterhaus, Rotterdam, The Netherlands*
- The Antibiotic Era – is it over?  
*Gunnar Kahlmeter, Växjö, Sweden*
- New Lifestyles Bring in New Plagues.  
*Ilaria Capua, Padua, Italy*

Supported by:

**THE LANCET** Infectious Diseases

## ESCMID to strengthen its role in the Caucasus

*Mario Poljak, Professional Affairs Officer  
for Clinical Microbiology  
mario.poljak@escmid.org*

*Giuseppe Cornaglia, Past President  
and Communications Officer  
giuseppe.cornaglia@escmid.org*

In light of the ESCMID strategy to strengthen its position in the broader European area, an ESCMID delegation was invited to visit Azerbaijan in May 2012. The aim of the visit was to define and look further into possible areas of common interest and benefit in the Caucasus. ESCMID representatives met with microbiologists and clinicians working in the field of infectious diseases and visited five major hospitals in the Azerbaijani capital, Baku. Meetings with the most important stakeholders (Ministry of Health, Azerbaijan Medical University and Institute of Onco-

logy) discovered new avenues for further mutual cooperation. Following this visit, two new Affiliated Societies joined the ESCMID European Council: namely the Azerbaijan Respiratory Society and the Azerbaijan Medical Microbiologists and Immunologists Society.

In addition, as part of the CAESAR project, aiming to improve surveillance of antimicrobial resistance in Central Asian and European countries outside the EU using the EARSS/EARS-Net structure and EUCAST methods, ESCMID and WHO-Europe representatives visited selected laboratories in Azerbaijan and Armenia in April 2013.

Close cooperation between selected microbiology labs in the Caucasus and ESCMID is urgently needed to improve prevention and control of antibiotic resistance through surveillance, prudent use of antibiotics and infection control. Special focus will be on promoting national coordination and strengthening surveillance of antibiotic resistance.



Visiting the lab



Visiting the Azerbaijan Medical University and Institute of Oncology

# CMI CLINICAL MICROBIOLOGY AND INFECTION

The authoritative source of information across the fields of microbiology and infectious disease

The official publication of the European Society of Clinical Microbiology and Infectious Diseases



Editor-in-Chief: Didier Raoult

**Latest Impact Factor: 4.540**

2011 ISI Journal Citation Reports®

***Clinical Microbiology and Infection* is delighted to present these Special Issues:**

- ESCMID Guideline for the Diagnosis and Management of *Candida* Diseases
- Breaking the cycle of recurrent *Clostridium difficile* infections
- The impact of vaccines on public health
- Microbiome: Deciphering the last human body organ
- ESCMID Guideline for the Management of Acute Sore Throat



[www.cmijournal.com](http://www.cmijournal.com)

**WILEY**

13-51924

## ESCMID returns to Russia

Following a long-established tradition, ESCMID has linked up with the Interregional Association for Clinical Microbiology and Antimicrobial Chemotherapy (IACMAC), by organising scientific events in the Russian Federation.

The XIII International IACMAC/ESCMID Congress on Antimicrobial Therapy was held from 23 – 25 May 2012 in Moscow, attended by over 1'000 participants from 67 regions of the Russian Federation and 18 countries.

The ESCMID delegation at the congress, composed of Giuseppe Cornaglia, Jesús Rodríguez-Baño, Yehuda Carmeli and Christian G. Giske, presented on global tendencies in antimicrobial resistance, limitations of evidence-based medicine in antimicrobial therapy, novel perspectives on the design of clinical trials of antimicrobials, treatment of infections caused by multi-drug-resistant bacteria, and diagnostics and treatment for prosthetic joint infections.

In order to support IACMAC in the expansion of programmes at a national level, ESCMID also participated in the second Volga Regional Conference on Antimicrobial Therapy, held in Samara from 11 – 12 October 2012 and attended by over 800 participants.



Poster session at IACMAC congress



The opening ceremony of the conference in Samara



Delegates at IACMAC in Moscow

## ESCMID collaboration in China

In the past year ESCMID activities in the Far East have boomed. The Ditan International Conference on Infectious Diseases (5th DICID) in Beijing was co-organised by ESCMID together with the Ditan Hospital and the Global Chinese Association of Clinical Microbiology and Infectious Diseases (GCACMID). Our Society endorsed two DICID sessions, one on infections in severely ill patients and one presenting the DICID attendees with a selection of highlights from ECCMID 2012.

The DICID was preceded by a full-day workshop, also held in Beijing and organised by the ESGARS Study Group. The workshop covered 'Trends in clinical microbiology and their impact on clinical practice, surveillance and treatment of antimicrobial resistant bacteria' and included lectures by Giuseppe Cornaglia, Timothy Walsh, Luis Martinez-Martinez, and Robert Skov.

The 13th Asian Pacific Congress of Clinical Microbiology and Infectious Diseases (APCCMI) also took place in Beijing from 25–28 October 2012. Andrew Ullmann, Manuel Cuenca-Estrella, and Cornelia Lass-Flörl, participated in a round-table on the newly-released ESCMID guidelines on diagnosis and treatment of *Candida* infections. Giuseppe Cornaglia and Patrice Nordmann participated in a round-table on Carbapenemase-producing Gram negative microorganisms.

ESCMID activities in China also included visits to labs and meetings with Chinese scientists to exchange scientific information and professional experiences.

Prof Yingchun Xu, Director of the Department of Laboratory Medicine, Beijing Union Medical College Hospital and Secretary General of the China Infectious Disease and Clinical Microbiology Experts Committee, with his lab group and ESCMID's Giuseppe Cornaglia are depicted to the right.

Following these activities, ESCMID has been instrumental in the establishment of the China Infectious Disease and Clinical Microbiology Experts Committee, which was established early in 2013 by the Chinese Medical Association (CMA) through its Chinese International Medical Foundation (CIMF).

This Committee includes experts from several specialties dealing with infection in their respective fields, including laboratory diagnostics, respiratory diseases, critical care, haematology, gynaecology and surgery. It aims to put Chinese research into a better position on the international stage and to foster the development of their work, as well as training young scientists at home or abroad.



Robert Skov, Giuseppe Cornaglia and Paolo Grossi at DICID Conference



Andrew Ullmann, Manuel Cuenca-Estrella and Cornelia Lass-Flörl at the 13th APCCMI



Preparatory meeting of the China Infectious Disease and Clinical Microbiology Experts Committee (Beijing, July 2012)



Timothy Walsh



Prof Jianping Dai, CMA Vice-President and CIMF President and Giuseppe Cornaglia after signing the cooperation agreement between CMA and ESCMID



Murat Akova lectured on 2 February 2012 at the CMA Meeting in Shanghai



ESCMID delegates and members of the China Infectious Disease and Clinical Microbiology Experts Committee

## ESCMID cooperation with ISID

During the 15th International Congress on Infectious Diseases, held in Bangkok, Thailand in June 2012, ESCMID co-organised a session on carbapenem resistance. Giuseppe Cornaglia gave an overview of the topic and Patrice Nordmann spoke about laboratory detection of carbapenemase resistance.

In February 2013, Jordi Vila gave the talk 'MALDI-TOF MS beyond bacterial and fungal identification' during an ESCMID-co-organised roundtable on cutting-edge diagnostics at ISID's International Meeting on Emerging Diseases and Surveillance, held in Vienna, Austria.

More plans for joint activities between the two Societies are evolving.



Patrice Nordmann lecturing in Bangkok about laboratory detection of carbapenemase resistance



Giuseppe Cornaglia and Keith Klugman, ISID President, chairing the ESCMID-ISID roundtable in Vienna

## IAMM Conference in New Delhi, India

In November 2012 ESCMID was invited to the XXXVI National Conference of IAMM (Indian Association of Medical Microbiologists) to present ESCMID and its activities. Rafael Canton, EUCAST Chairman, elaborated on carbapenem breakpoints and the harmonisation work of EUCAST. Murat Akova, ESCMID Secretary General and President-Elect, gave an overview of the Society and its scientific programme. He also talked about the clinical impact of susceptibility breakpoints. ESCMID and IAMM are planning to meet up in Berlin during ECCMID 2013, to discuss pathways for further collaboration. ESCMID has already been invited by IAMM to organise another joint session during the XXXVII National IAMM Congress in 2014.



Dr V. Ravi opening the conference



Rafael Canton presenting EUCAST



Full hall at plenary lecturee



Delegates during a break

## ESCMID Observerships

# Improve your clinical and laboratory skills!

The ESCMID Observership programme provides funding for our members to visit an ESCMID Collaborative Centre in another country for one day to one month to learn good clinical and/or laboratory practice. Applications accepted throughout the year.

Apply now and get financial support to visit our Collaborative Centres:

[www.escmid.org/observerships](http://www.escmid.org/observerships)



## NEW! ESCMID WHO Observership

# Visit the WHO Regional Office for Europe and learn about their programmes!

A group of 5 observers are offered a 3 day programme at the WHO Regional Office for Europe, Division of Communicable Diseases, Health Security and Environment (DCE) in Copenhagen, Denmark. Date of Observership: 18–20 June 2013.

To apply, visit the website.

Applications accepted from: 2 May 2013, 10:00 CET

Deadline for applications: 10 May 2013, 16:00 CET

[www.escmid.org/WHO\\_Observer](http://www.escmid.org/WHO_Observer)

[www.euro.who.int](http://www.euro.who.int)



## ESCMID signs Memorandum of Understanding with WHO Regional Office for Europe and RIVM

On 30 October, representatives of the WHO Regional Office for Europe, the National Institute for Public Health and the Environment (RIVM) of the Netherlands and the European Society of Clinical Microbiology and Infectious Diseases (ESCMID) signed an agreement to extend surveillance of antimicrobial resistance to cover all countries in the region served by WHO Europe .

The establishment of this new network (Central Asia and eastern European Surveillance of Antimicrobial Resistance; CAESAR) is a key component of the European strategic action plan on antibiotic resistance, agreed by all 53 WHO Europe member states in September 2011.

‘This is very strong tripartite collaboration,’ stated Zsuzsanna Jakab, WHO Regional Director for Europe, at the signing. ‘The agreement brings together the partners’ different surveillance capacities: ESCMID for its expertise in diagnostics, RIVM for its expertise in epidemiology and WHO for its country reach and convening powers.’

‘We know we can work together because we have done so for many years,’ added Gunnar Kahlmeter, President of ESCMID. CAESAR’s surveillance work will complement that of the European Centre for Disease Prevention and Control (ECDC) through the European Antimicrobial Resistance Surveillance Network

(EARS-Net). To enable the comparison of data for the whole European region, CAESAR will use EARS-Net methodology, closely coordinated with ECDC. As part of the partnership, WHO Europe, ESCMID and RIVM have already jointly visited several countries (Belarus, Turkey, Kyrgyzstan, FYR Macedonia, Azerbaijan and Armenia). These visits are to discuss strategies and methods for surveillance of antimicrobial resistance, the prudent use of antibiotics and infection control. The missions and workshops focused on promoting coordination and strengthening AMR surveillance.

CAESAR’s kick off meeting will take place at ECCMID 2013 in Berlin, where its members can meet each other and network with other colleagues attending the Congress.



[l. to r.] André van der Zande (Director General RIVM), Zsuzsanna Jakab (Regional Director WHO Europe), Gunnar Kahlmeter (President of ESCMID) signing memorandum



Visit to lab in Kyrgyzstan

## ESCMID working together with ECDC and WHO

Over the past few years, ESCMID has been strengthening its collaborative activities with the European Centre for Disease prevention and Control and the World Health Organisation. In October 2012 the Memorandum of Understanding for the CAESAR project (Central Asia and eastern European Surveillance of Antimicrobial Resistance) between WHO Europe Regional Office, ESCMID and RIVM, the Netherlands' National Institute for Public Health and the Environment, was finalised in Copenhagen.

The two organisations contributed to the 2nd ESCMID Conference on the Impact of Vaccines on Public Health held from 22–24 March 2013 and the St. George's Day event on 23 April 2013. More information about these events can be found on pages 54 and 56, respectively.

ESCMID is also looking into developing educational programmes focused on infection control research and homogeneity of infection control throughout Europe with Study Groups, ECDC and WHO.



### NEW! ESCMID ECDC Observerships

## Visit ECDC and learn about the organisation!

A group of 5 observers are offered a 3–5 day programme at the European Centre for Disease Prevention and Control (ECDC), Microbiology Coordination Section, in Stockholm, Sweden.  
Date of Observership: 2–6 September 2013.

To apply, visit the website.  
Applications accepted from: 18 June 2013, 10:00 CET  
Deadline for applications: 2 July 2013, 16:00 CET

[www.escmid.org/ECDC\\_Observer](http://www.escmid.org/ECDC_Observer)

[www.ecdc.europa.eu](http://www.ecdc.europa.eu)



## ESCMID activities in Latin America

In March 2012 ESCMID travelled to Cuba to meet with top management in the field of infectious diseases. A visit to the Institute Pedro Kouri proved to be a fruitful mission to define guidelines and roadmaps for cooperation.

Later in the year Jordi Vila participated in the workshop on antimicrobial resistance, held in Havana, Cuba, 8–10 November. This workshop was organised by ESCMID in collaboration with API (Asociación Panamericana de Infectología) and the Sociedad Cubana de Microbiología y Parasitología. The turnout was excellent with a lot of young, enthusiastic microbiologist and infectious disease specialists attending. It is worth mentioning that the practical part of the workshop, about the interpretative reading of the antibiogram, was especially well received by the attendees.

Brazilian leaders in the fields of clinical microbiology, chemotherapy and infectious diseases attended a meeting in Sao Paolo in October, organised by Sergio Cimerman, to explore options to improve the participation of Brazilian scientists in all ESCMID activities. In 2012, as many as 141 participants from Brazil attended ECCMID and the aim is to constantly increase this.



Jordi Vila gives his lecture at the workshop



Maria Guadalupe Guzmán, President of the Cuban Society and Giuseppe Cornaglia, ESCMID Past President



Giuseppe Cornaglia briefing key opinion leaders from Brazil in Sao Paolo on forthcoming cooperation





**ESCMID**

EUROPEAN SOCIETY  
OF CLINICAL MICROBIOLOGY  
AND INFECTIOUS DISEASES

# Future Congresses: Save the Date!

## 24th **ECCMID**

**10 – 13 May 2014**  
**Barcelona, Spain**

CCIB – Centre Convencions  
Internacional Barcelona  
[www.escmid.org/eccmid2014](http://www.escmid.org/eccmid2014)

## 25th **ECCMID**

**25 – 28 April 2015**  
**Copenhagen, Denmark**

Bella Center Copenhagen  
[www.escmid.org/eccmid2015](http://www.escmid.org/eccmid2015)

# Forthcoming Events

## Postgraduate Education Courses and Workshops

Receive state-of-the-art knowledge from expert educators. Gather hands-on experience in your field of interest. Discuss your work with senior and peer colleagues.

- 24 – 25 May 2013 **Educational Programme on Transplant Infectious Diseases**  
Madrid, Spain  
ESCMID Postgraduate Education Course
- 27 – 29 May 2013 **Gaining Expertise on Mycobacterial Infections**  
Paris, France  
ESCMID Postgraduate Education Course
- 30 – 31 May 2013 **Infections in the Elderly: Prevention and Management**  
Rome, Italy  
ESCMID Postgraduate Education Course
- 31 May – 1 Jun 2013 **Hot Topics on Infections in the Critically Ill Patient**  
Nafplio, Greece  
ESCMID Postgraduate Education Course
- 17 – 21 Jun 2013 **Technical Workshop for Basic and Clinical Parasitology**  
Porto, Portugal  
ESCMID Postgraduate Technical Workshop
- 20 – 22 Jun 2013 **Antifungal Resistance and its Challenges in the Management of Invasive Fungal Infections**  
Sibiu, Romania  
ESCMID Postgraduate Education Course
- 23 – 28 Jun 2013 **Mechanisms of Antimicrobial Resistance: A Practical Approach**  
Palma de Mallorca, Spain  
ESCMID Postgraduate Technical Workshop
- 26 – 30 Aug 2013 **Intracellular Bacteria: From Biology to Clinic**  
Villars-sur-Ollon, Switzerland  
ESCMID Postgraduate Education Course
- 2 – 4 Sep 2013 **Meningitis Update 2013**  
Izmir, Turkey  
ESCMID Postgraduate Education Course

- 16 – 19 Sep 2013 **Bioinformatic Tools in Clinical Microbiology**  
Santander, Spain  
ESCMID Postgraduate Technical Workshop
- 29 Sep – 30 Oct 2013 **Infectious Diseases in Pregnant Women, Fetuses and Newborns**  
Bertinoro, Italy  
ESCMID Postgraduate Education Course

## ESCMID Summer School

An intense one-week course covering diverse topics in the infection field. The high faculty-student ratio and the high level of interactivity make it so popular.

- 6 – 13 Jul 2013 **12th ESCMID Summer School**  
Vravrona, Greece

## ESCMID Conferences

Get the latest news about your field of work delivered from selected experts. Exchange ideas with your colleagues on hot topics.

- 20 – 22 Nov 2013 **Escherichia coli: An Old Friend with New Tidings**  
Barcelona, Spain
- 5 – 6 Jun 2014 **3rd ESCMID Workshop on Professional Affairs in Clinical Microbiology and Infectious Diseases**  
Ljubljana, Slovenia
- 22 – 24 Oct 2014 **Redevelopment of Old Antibiotics**  
Vienna, Austria

More detailed information  
can be found on the ESCMID website:  
[www.escmid.org](http://www.escmid.org)

**ESCMID Yearbook**

Annual publication of the European Society of Clinical Microbiology and Infectious Diseases

**Editors and editorial office**

Giuseppe Cornaglia,  
ESCMID Communications Officer,  
responsible for content

ESCMID  
Executive Office  
P.O. Box 214  
4010 Basel, CH  
info@escmid.org

**Manuscripts and copyright**

The editorial team welcomes your manuscripts, graphics and photographs for publication, especially from ESCMID Study Groups, collaborators and third parties. Copyright for articles accepted for publication is shared between ESCMID and the author(s).

**Editorial statement**

Despite careful editing and setting, ESCMID, the editors Flux Design and Hofmann Druck cannot be liable for any errors or inaccuracies in this publication. Opinions expressed are those of the contributing authors.

**Distribution and circulation number**

ESCMID Yearbook is sent via post to all ESCMID members and is distributed at international conferences to inform about ESCMID's activities. Circulation number: 15 000

**Change of address**

Notice of change of address can be given online at [www.escmid.org](http://www.escmid.org).

**Design**

Flux Design Studios,  
Basel, CH

**Pictures**

Pictures were provided courtesy of Pixelio (Basel) as well as Adriano Biondo and Robert Hausmann (those taken at ECCMID).

**Printer**

Hofmann Druck,  
Emmendingen, DE

**ESCMID****Executive Committee**

G. Kahlmeter, President,  
Vaxjo, SE  
M. Akova, Scientific Affairs  
Officer, Ankara, TR  
G. Cornaglia, Past President &  
Communications Officer,  
Verona, IT

C. Lass-Flörl, Treasurer,  
Innsbruck, AT  
J. Rodríguez-Baño, Education  
Officer, Seville, ES  
M. Poljak, Professional Affairs  
Officer CM, Ljubljana, SI  
E. Tacconelli, Professional Affairs  
Officer ID, Tübingen, DE

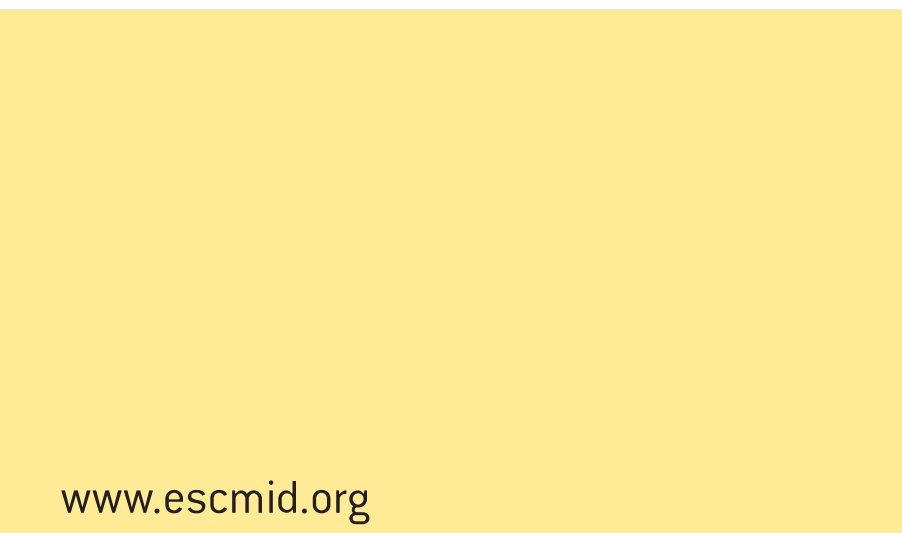
**Ad hoc members**

D. Raoult, Editor-in-Chief, *CM*,  
Marseille, FR  
M. Drancourt, Editor-in-Chief,  
*nm&ni*, Marseille, FR  
J. Vila, ECCMID Programme  
Director, Barcelona, ES  
W. V. Kern, Deputy ECCMID  
Programme Director, Feiburg, DE  
R. Finch, Medical Guidelines  
Director, Hognaston, UK  
R. Canton, EUCAST Chairperson,  
Madrid, ES

Copyright © European Society of  
Clinical Microbiology and  
Infectious Diseases 2013. All  
rights reserved. Non-commercial  
reproduction authorised, subject  
to acknowledgment of source.



ESCMID  
Executive Office  
P.O. Box 214  
4010 Basel  
Switzerland



[www.escmid.org](http://www.escmid.org)

