



ESCMID

EUROPEAN SOCIETY
OF CLINICAL MICROBIOLOGY
AND INFECTIOUS DISEASES



YEARBOOK

09 / 10



Table of Contents

	Society			Publications
3	Editorial		34	Publications Overview
4	Organisational Diagram		34	<i>Clinical Microbiology and Infection</i>
6	The Society			• Monthly Theme sections in 2010
8	European Council			• Message from the <i>CMI</i> Editor-in-Chief
10	ESCMID Membership			
12	European Academy of Clinical Microbiology and Infectious Diseases			Communications
			36	Communicating ESCMID in 2009 and into 2010
	Finances			
13	Finances 2009 and Budget 2010			Professional Affairs
			38	Professional Affairs Overview
	Awards & Grants		39	Equal Opportunities and the Future of ESCMID
14	Awards, Grants and Fellowships 2010		40	The Trainee Association of ESCMID (TAE)
	• Award for Excellence in Clinical Microbiology and Infectious Diseases		42	ESCMID Collaborative Centres and Observerships
	• Young Investigator Awards for Research in Clinical Microbiology and Infectious Diseases		44	EU Projects
	• ESCMID/bioMérieux Award for Advances in Clinical Microbiology in East Central or Central Europe			• EUCAST in 2010
	• ISF Sepsis Award			• TROCAR – Translational Research on Combating Antimicrobial Resistance: The Project after One Year
	• Research Grants 2010		48	ESCMID Medical Guidelines
	• Training Fellowships 2010			
	• Travel Grants for Training in a Foreign Institution			International Networking
			50	ESCMID Collaboration at the Ditan International Conference on Infectious Diseases, Beijing, China
	Science		51	Cooperative Initiatives in the Russian Federation
22	Scientific Affairs		52	Joint Meeting between ESCMID and the Asociación Panamericana de Infectología (API) in Caracas, Venezuela
23	Study Group News		53	Antimicrobial Resistance among Bacterial Pathogens: Mechanisms, Detection and Molecular Epidemiology
27	ESCMID Conferences			
	ECCMID			Upcoming Events
28	19th ECCMID 2009		54	Upcoming ECCMIDs
			55	Upcoming Events at a Glance
	Education			
30	ESCMID Educational Activities			
31	8th ESCMID Summer School 2009			
32	ESCMID Courses and Workshops			

ESCMID Yearbook

Annual publication of the European Society of Clinical Microbiology and Infectious Diseases

Editors and editorial office

Giuseppe Cornaglia, ESCMID Past President, responsible for content; Peter Cologna, ESCMID Managing Director; Dianne White, Publications; Editorial Office: ESCMID Freie Strasse 90 4051 Basel, CH info@escmid.org

Manuscripts and copyright

The editorial team welcomes your manuscripts, graphics and photographs for publication, especially from ESCMID Study Groups, collaborators and third parties. Copyright for articles accepted for publication is shared between ESCMID and the author(s).

Editorial statement

Despite careful editing and setting, ESCMID, the editors Flux Design and Hofmann Druck cannot be liable for any errors or inaccuracies in this publication. Opinions expressed are those of the contributing authors.

Distribution and circulation number

ESCMID Yearbook is sent via post to all ESCMID members and is distributed at international conferences to inform about ESCMID's activities. Circulation number: 12 000

Change of address

Notice of change of address can be given via the ESCMID website or can be sent to Birgit Menzemer, ESCMID Membership Office, P.O. Box 1131, 82018 Taufkirchen, DE membership@escmid.org.

Design

Flux Design Studios, Basel, CH

Printer

Hofmann Druck, Emmendingen, DE

ESCMID**Executive Committee**

J Garau, President, Barcelona, ES
G Cornaglia, Past President, Verona, IT
M Akova, Education Officer, Ankara, TR
G Kahlmeter, President-elect and Secretary General, Vaxjo, SE
W Kern, Treasurer, Freiburg, DE

E Nagy, Professional Affairs Officer, Clinical Microbiology, Szeged, HU
R Read, Scientific Affairs Officer, Sheffield, UK
E Tacconelli, Professional Affairs Officer, Infectious Diseases, Rome, IT
J Vila, ECCMID Programme Director, Barcelona, ES

Ex officio member

PA Cologna, Managing Director, Basel, CH

Ad hoc members

W Graninger, 20th ECCMID President, Vienna, AT
A Novelli, 21st ECCMID / 27th ICC President, Florenz, IT
D Raoult, *CMJ* Editor-in-Chief, Marseille, FR

Copyright © European Society of Clinical Microbiology and Infectious Diseases 2010. All rights reserved. Non-commercial reproduction authorised, subject to acknowledgment of source.

To our unknown readers, wishing we'd know them better ...

Editorial

*Giuseppe Cornaglia, Past President and
Communications Officer*

While one year ago I wondered how many copies of last year's Yearbook would be thrown away in the litter bins of the Helsinki Convention Centre, now I can present the 2009/2010 edition with a firm belief that this novel ESCMID initiative has already found its place among the items that all those attending the Vienna ECCMID will be looking for in their congress bags.

The list of events presented last year has elicited strong interest and fostered new ideas and proposals, many of which have been translated into successful activities that are listed among those presented in the following pages.

But beside inspiring emulation, the events listed in our Yearbook are *per se* a sign of the vitality of ESCMID and of its variegated activity throughout the year. All of them, aptly illustrated by the accompanying photos, reinforce the image of a dynamic Society made up of enthusiastic members, and show how our activities span the whole continent and increasingly spread beyond the boundaries of Europe, as a visible sign of our special identity and

of our increasing presence and attractiveness internationally. This year, the initiatives prompted by our Study Groups or by individual members almost outnumber those proposed by the Executive Committee, thus continuing a trend that I had already welcomed one year ago as an undisputable sign of openness, renewal and injection of fresh energies.

Almost two centuries ago, another – and more famous – congress convened in Vienna and tried to give Europe an order that was largely based on the past and disregarded all signs coming from a new and different Europe. Perfectly aware as we are of our different role and position in History, we would somehow recall that example and aim at establishing a similar degree of connectivity between all the stakeholders, but this time with the clear goal of fostering and encouraging all young, innovative and dynamic forces that represent the only possible perspective for our continent.

As always, reflecting on the past is meant to forge a better future. This Yearbook, while honouring the work of so many people, wants to encourage even more colleagues to work together in the year to come.



Executive Committee members and staff at the ECCMID Helsinki 2009

Organisational Diagram

Executive Committee

standing members



Elisabeth Nagy
Szeged, HU
Professional
Affairs Officer CM



Evelina Tacconelli
Rome, IT
Professional
Affairs Officer ID



Murat Akova
Ankara, TR
Education Officer



Gunnar Kahlmeter
Vaxjo, SE
President-elect,
Secretary General



Javier Garau
Barcelona, ES
President



Winfried V. Kern
Freiburg, DE
Treasurer



Robert C. Read
Sheffield, UK
Scientific Affairs
Officer



Jordi Vila
Barcelona, ES
ECCMID Programme
Director

Professional
Affairs, CM

Professional
Affairs, ID

Education

Collaboration and
Internal Matters

Presidential
Affairs

Finance

Science

ECCMID Programme
Director

Professional Affairs Subcommittee

Elisabeth Nagy (Szeged, HU), Co-Chair
Evelina Tacconelli (Rome, IT), Co-Chair

Erdal Akalin (Istanbul, TR)
Arta Olga Balode (Riga, LV)
Emmanuelle Cambau (Paris, FR)
John E. Degener (Smalle, NL)
Matthew Falagas (Athens, GR)
Nils Frimodt-Møller (Copenhagen, DK)
Asa Hallgarde (Lund, SE)
Bruno Hoen (Besancon, FR)
Waleria Hryniewicz (Warsaw, PL)
Michael William McKendrick (Sheffield, UK)
Mario Mondelli (Pavia, IT)
Patricia Muñoz (Madrid, ES)
Nicola Petrosillo (Rome, IT)
Mario Poljak (Ljubljana, SI)
Arne C. Rodloff (Leipzig, DE)
Gian Maria Rossolini (Siena, IT)
Arjana Tambic Andrasevic (Zagreb, HR)
Jos Willem M. van der Meer (Nijmegen, NL)
Alkiviadis C. Vatopoulos (Athens, GR)

European Council

Education Subcommittee

Murat Akova (Ankara, TR), Chair

Roberto Cauda (Rome, IT)
Peter Chiodini (London, UK)
Jorge Garbino (Geneva, CH)
Pentti Huovinen (Turku, FI)
Souha Kanj-Sharara (Beirut, LB)
Cornelia Lass-Flörl (Innsbruck, AT)
Patrice Nordmann, (Paris, FR)
Tibor Pal (Al Ain, AE)
Mical Paul (Petah Tikva, IL)
Anna Skiada (Athens, GR)

ECCMID Programme Committee

Scientific Affairs Subcommittee
Robert C. Read (Sheffield, UK), Chair

Yehuda Carmeli (Tel Aviv, IL)
Jan A.J.W. Kluytmans (Breda, NL)
Marc Lecuit (Paris, FR)
Jesus Rodriguez-Baño (Seville, ES)
Harald Seifert (Cologne, DE)
Stefania Stefani (Catania, IT)

Study Groups

ad hoc members

ex officio member



Giuseppe Cornaglia
Verona, IT
Past President and
Communications
Officer

Didier Raoult
Marseille, FR
Editor-in-Chief, *CMI*

Wolfgang Graninger
Vienna, AT
20th ECCMID
President

Andrea Novelli
Florence, IT
21st ECCMID /
27th ICC President

Peter A. Cologna
Basel, CH
Managing Director

**Communication,
Publications
and Awards**

CMI

ECCMID

ECCMID

**Executive
and Membership
Offices**

Executive and Membership Offices



Adrian Baumeyer
Events and Projects



Birgit Menzemer
Membership
Administration



Loredana Rohrbach
ECCMID Scientific
Secretariat and
Meeting / Conference
Organisation



Henri Saenz
Science and
Education



Karin Werner
Professional Affairs
and Public Relations



Dianne White
Publications,
Website and Awards



Judith Zimmermann
Finance and
Administration

Publication Subcommittee

Giuseppe Cornaglia (Verona, IT), Chair

Didier Raoult (Marseille, FR)
Javier Garau (Barcelona, ES)
Peter A. Cologna (Basel, CH)
Verity Emmans (Oxford, UK)

Awards Subcommittee

Giuseppe Cornaglia (Verona, IT), Chair

Yehuda Carmeli (Tel Aviv, IL)
Robert C. Read (Sheffield, UK)
Stefania Stefani (Catania, IT)

Communication Subcommittee

Giuseppe Cornaglia (Verona, IT), Chair

Francesco Blasi (Milan, IT)
Emilio Bouza (Madrid, ES)
Cornelia Lass-Flörl (Innsbruck, AT)
Albert D.M.E. Osterhaus (Rotterdam, NL)
Didier Pittet (Geneva, CH)
Mario Poljak (Ljubljana, SI)
Didier Raoult (Marseille, FR)
Evelina Tacconelli (Rome, IT)

The Society



Javier Garau, ESCMID President
jgarau@garmar.e.telefonica.net

Organisation

The Assembly of Members is the supreme body of the Society. All members in good standing are entitled to attend the annual Assembly which is held during the ECCMID. In addition, we have the chance to use electronic balloting for members' consultation, which allows us to address the entire member group at once. The general strategy is defined by the Executive Committee, and then approved by the Assembly of Members. On a more practical level, the subcommittees act as specialist groups in their specific portfolios, while Study Groups are specialty boards each focusing on a scientific subject.

As a professional society, ESCMID has a broad range of activities in the following areas: medical education; scientific conferences and congresses; publications and communications; provision of awards and grants as well as the advancement of medical practice and professional affairs. This is made possible by the Executive Committee, the subcommittees, and a large number of contributing individuals with a scientific or clinical focus.

This wide network of specialists reaches far beyond Europe. We have a large number of overseas members, contributing in various activities or enjoying benefits. We still are a European Society, but diseases are not stopped by borders or oceans. Globalization has increased not only international travel and trade, but also the spread of diseases. ESCMID benefits from the same factors, since we can unite a truly global network of specialists to improve diagnosis and treatment of infection-related diseases. Since 1996, we have more than doubled our membership. Along with the members' growth came the increase of participants at our annual congress, ECCMID.

On the operational side, staff members at the ESCMID offices proudly support members, subcommittees and the Executive Committee. Our multi-national group collaborates with member specialists in clinics and laboratories and external partners to successfully carry out various projects and initiatives. Staff members include scientists and business specialists alike, so we can cover all areas of ESCMID activities. Although run as a non-profit organisation, ESCMID's honorary contributors and employed office staff aim to carry out the society projects with utmost efficiency and effectiveness to the benefit of the society. A large group of external partners supports us in various aspects such as website hosting, local course and congress organisation, and other services.

Growth and collaboration

The growth of our society by addressing more specialists with additional programmes and services has led to an increase in capacity. The office staff has grown over the years to support the society in a better way. Having started as a small operation in 1983, we have to keep up with our members' needs.

ESCMID currently has various joint initiatives with scientific societies and working groups. On the European level, we have ongoing participation in large projects such as EUCAST, GRACE and TROCAR. In a more political realm, we strive to improve the environment for science and practice. In early December 2009, together with around 30 academic societies representing many fields including diabetes, cancer, and heart disease among others, we met in Stockholm to lay the groundwork for a European federation of medical researchers. The aim of the federation is to advocate for medical research and lobby the European Union and national politicians and policy-makers from a common viewpoint to have the political influence that its individual member organisations lack.

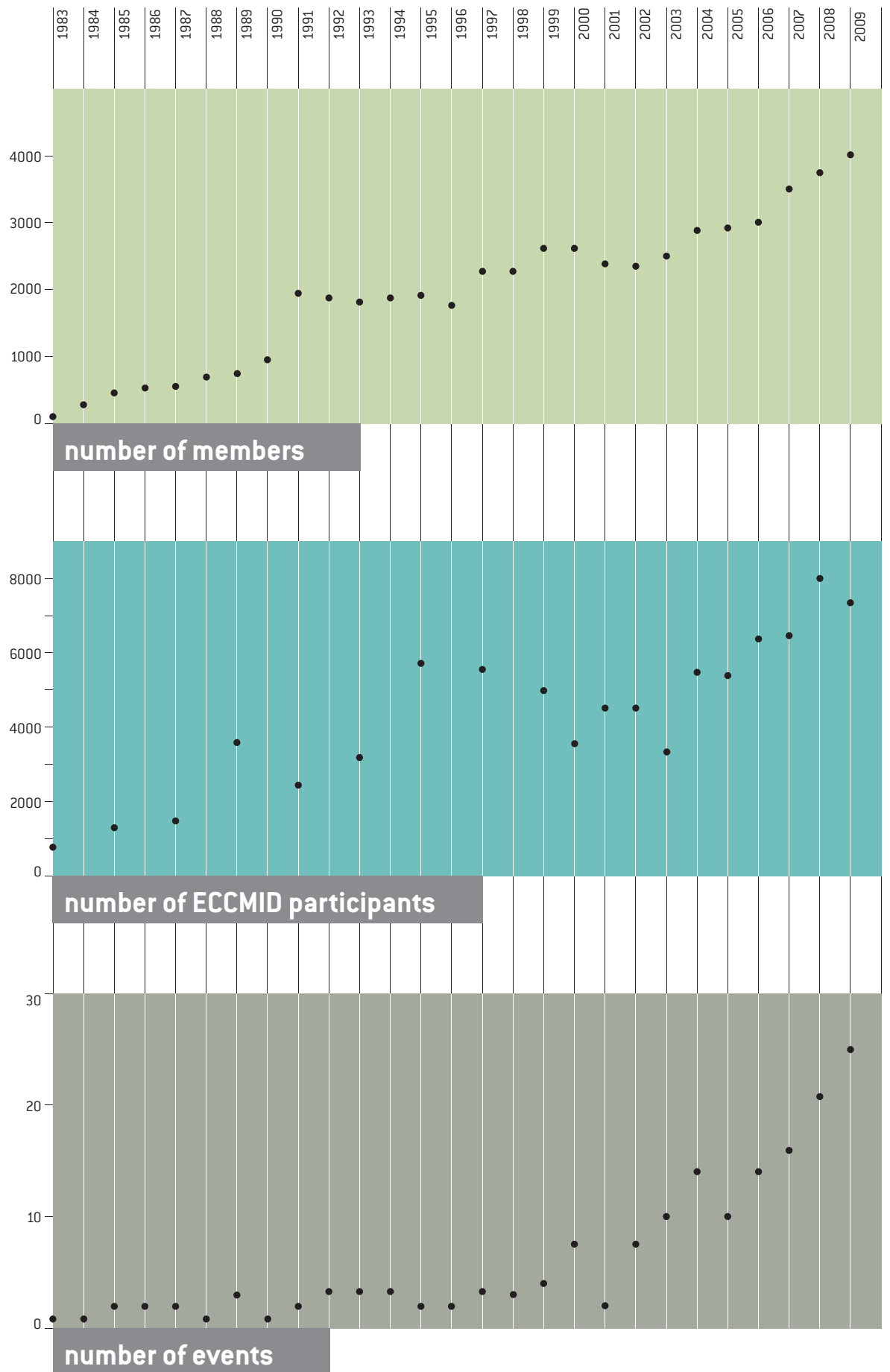
Award funding

Again in 2009, ESCMID has supported many research projects and individuals with project and/or travel funding, so we can help ensure the outcome of research and the improvement of practice. For 2010, we have again increased our budget in that field, which allows additional colleagues to tackle important projects and to learn from partners abroad.

Outlook

2010 is an important year for various reasons. First of all, ESCMID is in the midst of moving its legal domicile from Germany to Switzerland. All of our members were invited to participate in the vote for this important change. Technically, it leads to the dissolution of the German entity, however, the scope and mission of ESCMID does not change. We will continue to provide the same quality and service to our members and to Society at large. Together with this change comes an increase in offerings. Whether you contribute to the organisation of an activity or you join as a participant, we look forward to seeing you at one of these activities.





European Council



Gunnar Kahlmeter, President-elect and Secretary General, gunnar.kahlmeter@ltkronoberg.se

The ESCMID European Council consists of European specialist societies, which have signed an affiliation agreement with ESCMID with the objective to promote the wider interests of both organisations. It shall strengthen the cooperation among the European specialist societies in the field of human infection and foster the advancement of science, education and professional affairs across Europe. Affiliated societies are normally represented by their presidents or a nominee. The European Council meets during ECCMID.

The member societies

The affiliated societies constitute the ESCMID European Council which gives the opportunity to discuss and advance professional issues of common interest. A list of affiliated societies can be found below and on the website (www.escmid.org/council). Since last year, four new affiliated societies (see list) have joined and now 63 societies representing clinical microbiology, infectious diseases, antimicrobial chemotherapy or specialised fields within one or several of the main fields are under the ESCMID umbrella. This is encouraging, and the affiliated societies now represent a critical mass that indeed is a very powerful body.

For ECCMID in Vienna 2010, affiliated societies were invited to present themselves and their main activity in posters in the European Network Corner. Visit the European Network Corner and compare how national and specialist societies are organised and function. Several of ESCMID's special programmes, ESCMID Collaborative Centres, ESCMID Observerships, travel grants and awards programmes, the Summer School and postgraduate courses, offer good opportunities for collaboration between affiliated societies and ESCMID.

ESCMID membership

During the past two years, Javier Garau, in his role as Secretary General and President, began visiting national societies to find ways to form closer ties with them. Until now he has visited societies in Croatia, Hungary, Spain, and the United Kingdom. In the coming 12 months this work will continue. Serious discussions will be initiated on ways to increase the ESCMID membership. The affiliated societies constitute a potential member base of almost 30 000 professionals. International interaction

between colleagues is greatly facilitated by a common professional international base through ESCMID, as a complement to our respective national bases.

ESCMID/EUCAST visits during 2009/2010

One important activity within ESCMID over the last few years has been EUCAST, the European Committee on Antimicrobial Susceptibility Testing. During 2009, European breakpoints for susceptibility testing were harmonised throughout Europe. Acceptance by EMEA and ECDC together with the development of a European disk diffusion test calibrated to European breakpoints have been important developments. We are now at a stage where national and specialist societies must take responsibility for the implementation of European breakpoints in national susceptibility testing. ESCMID and EUCAST have encouraged national societies to form National Antibiotic Committees (NAC) to help structure national strategies for antimicrobial susceptibility testing, liaison with EUCAST and take on education and training of staff at a national level. Fortunately many have heeded the call. ESCMID/EUCAST have visited the societies in many countries over the last 18 months: Austria, Belgium, Denmark, Finland, France, Greece, Hungary, Ireland, Israel, Italy, Estonia, The Netherlands, Norway, Spain, Sweden, Turkey, and the United Kingdom. Several are now in the process of forming NACs. Others already have them and have started their work.

New European Council members

Bosnia and Herzegovina

- Association of Infectiologists in Bosnia and Herzegovina

Macedonia

- Macedonian Infectious Diseases Society

Serbia

- Microbiology Section, Serbian Medical Association

United Kingdom

- Welsh Microbiological Association

Existing European Council members

Austria

- Österreichische Gesellschaft für Hygiene, Mikrobiologie und Präventivmedizin

- Österreichische Gesellschaft für Infektionskrankheiten

Belgium

- Belgian Society of Infectious Diseases and Clinical Microbiology

Bulgaria

- Bulgarian Association of Microbiologists

Croatia

- Croatian Society for Infectious Diseases
- Croatian Society for Medical Microbiology and Parasitology

Czech Republic

- Czech Medical Society for Infectious Diseases
- Czech Society for Epidemiology and Microbiology

Denmark

- Danish Infectious Disease Society
- Danish Society for Clinical Microbiology

Finland

- Finnish Society for Clinical Microbiology
- Finnish Society for the Study of Infectious Diseases
- Infectious Disease Society of Finland

France

- Société Française de Microbiologie
- Société de Pathologie Infectieuse de Langue Française

Germany

- Deutsche Gesellschaft für Hygiene u. Mikrobiologie
- Deutsche Gesellschaft für Infektiologie

Greece

- Hellenic Society for Chemotherapy
- Hellenic Society for Infectious Diseases
- Hellenic Society for Microbiology

Hungary

- Hungarian Society of Infectious Diseases and Clinical Microbiology

Iceland

- Icelandic Infectious Diseases Society

Ireland

- Irish Society of Clinical Microbiology

Israel

- Israeli Society for Infectious Diseases

Italy

- Associazione Microbiologi Clinici Italiani
- Italian Society of Chemotherapy
- Italian Society for Microbiology
- Società Italiana di Malattie Infettive e Tropicali
- Società Italiana di Virologia

Lithuania

- Lithuanian Society for Infectious Diseases

Macedonia

- Society of Macedonian Microbiologists

Netherlands

- Dutch Society for Medical Microbiology
- Netherlands Society for Medical Mycology

Norway

- Norwegian Society of Infectious Diseases
- Norwegian Society for Medical Microbiology

Poland

- Polish Society of Epidemiology and Infectious Diseases
- Polish Society of Microbiologists

Romania

- Romanian Society for Medical Mycology and Mycotoxicology
- Romanian Society for Microbiology

Russian Federation

- Interregional Association for Clinical Microbiology & Antimicrobial Chemotherapy

Slovak Republic

- Slovak Society for Clinical Microbiology of the Slovak Medical Association

Slovenia

- Slovenian Association for Infectious Diseases of the Slovenian Medical Association
- Slovenian Society for Clinical Microbiology and Hospital Infections of the Slovenian Medical Association

Spain

- Sociedad Española de Enfermedades Infecciosas y Microbiología Clínica

Sweden

- Swedish Society of Infectious Diseases
- Swedish Society of Medical Microbiology

Switzerland

- Swiss Society for Infectious Diseases

Turkey

- Infectious Diseases Society of Turkey
- Turkish Society of Clinical Microbiology and Infectious Diseases
- Turkish Society of Hospital Infection and Control
- Turkish Society for Infectious Diseases and Clinical Microbiology Specialty
- Turkish Society of Microbiology

United Kingdom

- Association of Medical Microbiologists
- British Infection Society
- British Society for Antimicrobial Chemotherapy
- Scottish Microbiology Association

Austria/Germany/Switzerland

- Paul-Ehrlich-Gesellschaft für Chemotherapie

Europe

- European Meningococcal Disease Society

Scandinavia

- Scandinavian Society of Antimicrobial Chemotherapy

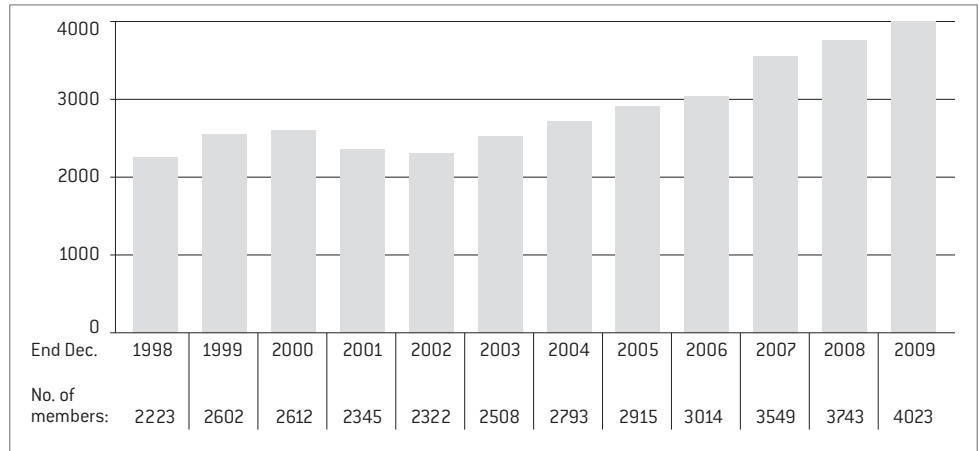


Javier Garau opening European Council Meeting in 2009

ESCMID Membership

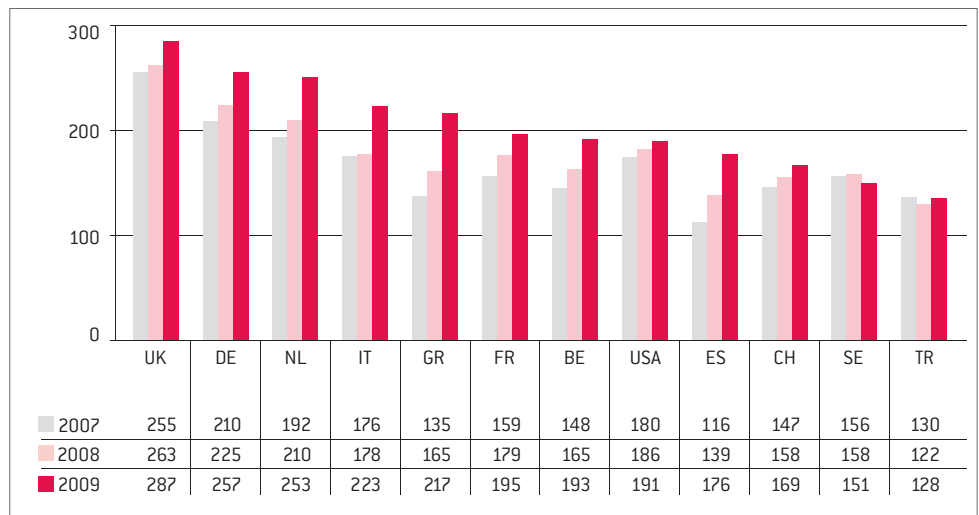
Number of members

ESCMID was able to attract again a high number of new members. The continuing increase shows the demand for such networks, allowing individuals to become more proficient and efficient in their daily tasks and duties. Our members can benefit from a wide range of offerings, such as print and online access to our Journal, *CMI*, reduced rates at our educational and scientific offerings, opportunities for research and travel funding, etc.



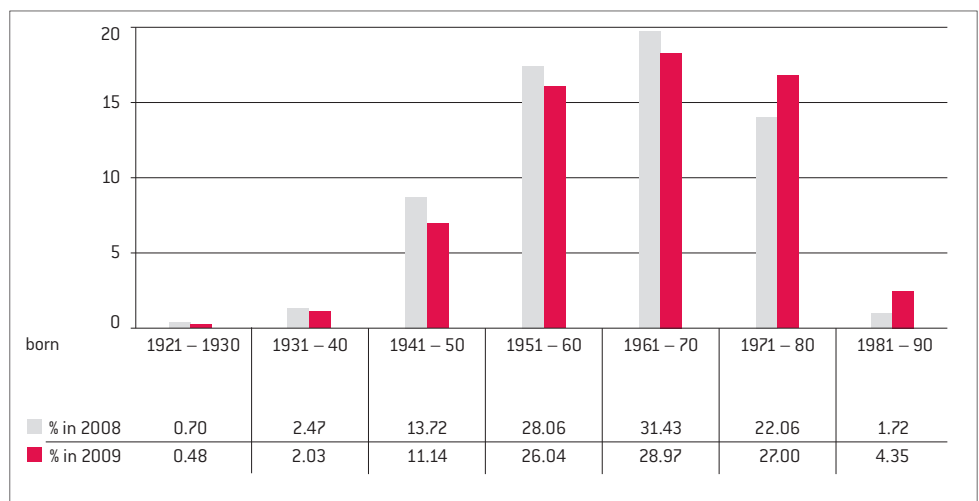
Best represented countries

We currently have members from 100 countries, which shows that we are going beyond European borders. Strongholds again are the UK, Germany, the Netherlands, Italy and Greece, but many additional members are from smaller countries.



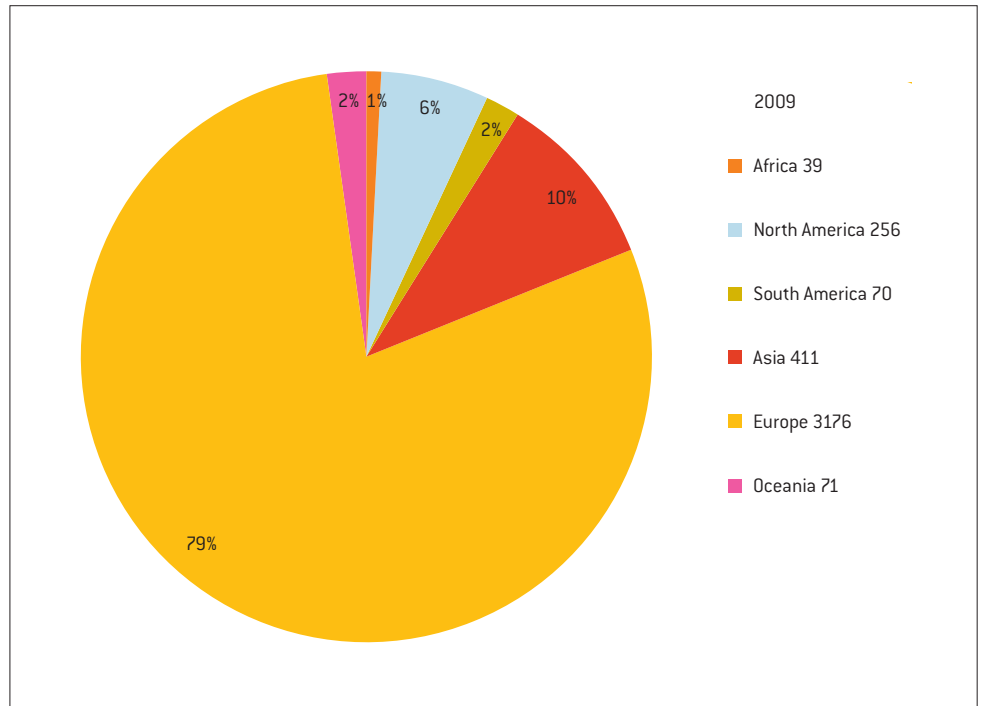
Age repartition

We continue to see the steady increase in young members, confirming their need for support at an early stage in their career. Our junior colleagues have similar requirements as the more senior scientist, but show a more online-oriented approach. Nevertheless, personal interaction is highly valued and necessary for fast advancement in their career.



Distribution among continents

Seventy-nine percent of ESCMID members are from Europe. Yet, the almost 850 members from areas outside of Europe indicate that ESCMID's continued efforts to attract members worldwide has met with success.



European Academy of Clinical Microbiology and Infectious Diseases



Fernando Baquero (Excellence Awardee in 2005) receiving his Academy certificate from Giuseppe Cornaglia



Carl Erik Nord (ESCMID President, 1999 – 2001) receiving his Academy certificate from Giuseppe Cornaglia

Following the Executive Committee's initial decision in 2007 and final deliberations in 2008, ESCMID formally established its European Academy of Clinical Microbiology and Infectious Diseases, inviting all former ESCMID Presidents and Excellence Awardees to join.

ESCMID hopes to benefit from the outstanding experience and qualifications of the Academy's members, acknowledging and valuing their involvement in the Society's life at the same time. The role of the Academy is meant to be of advisory nature, and it will not interfere with the EC's role or decisions.

The Academy members might be asked to provide expert opinions, to draft position papers on topics of wide and general interest, to help select awardees, and to develop new ideas based on their knowledge and background.

The Academy was officially inaugurated at the 19th ECCMID in Helsinki. Its members attending the ECCMID Opening Ceremony (see photos for

members) were introduced to the audience and honoured with certificates.

At the 20th ECCMID in Vienna, Albert Osterhaus, recipient of the 2010 Award for Excellence (see page 15), will be invited to join the Academy as a new member.

Top picture: Academy members at the ECCMID 2009:

(l. to r.) Pentti Huovinen (Excellence Awardee in 2008), Javier Garau (ESCMID President, 2009 – 2011), Didier Pittet (Excellence Awardee in 2009), Jacques Acar (ESCMID President, 1993 – 1995), Marc Struelens (ESCMID President, 2003 – 2005), Roger Finch (ESCMID President, 2001 – 2003), Giuseppe Cornaglia (ESCMID President, 2007 – 2009), Didier Raoult (Excellence Awardee in 2002), Patrice Courvalin (Excellence Awardee in 2001), Roland LeClercq (Excellence Awardee in 2006), Jan Verhoef (ESCMID President, 1983 – 1990), Ragnar Norrby (ESCMID President, 2005 – 2007), Alasdair McIntosh Geddes (Excellence Awardee in 2003)

Finances 2009 and Budget 2010

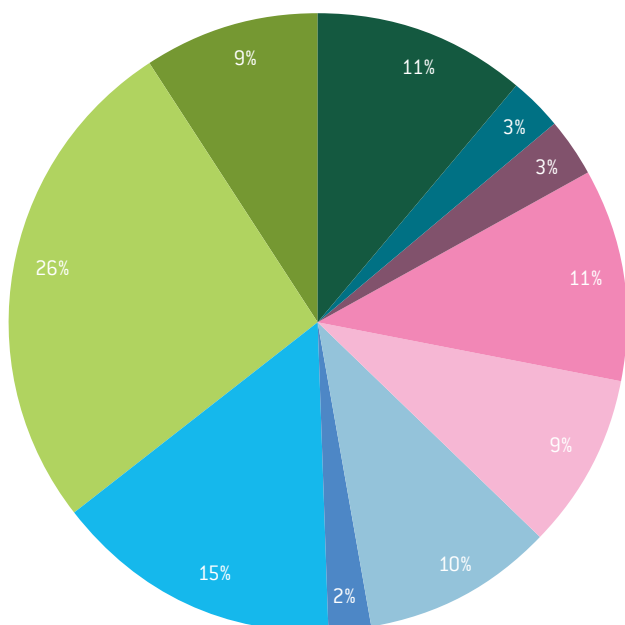


Winfried V. Kern, Treasurer, kern@if-freiburg.de

I am pleased to report that ESCMID's budget for the year 2010 offers not only support for many existing projects and affairs but also allows to substantially increase funding in a number of areas. For example we have earmarked funding for online tools such as the Online Lecture Library (OLL) and an online textbook. More funds have been budgeted this year for scientific and educational activities including Study Groups, conferences and workshops, practice guidelines, research grants and training fellowships. Much of this has been

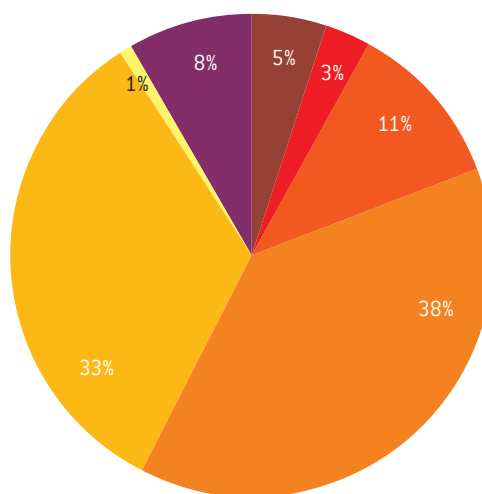
possible through the continued income generated by our annual congress which is a great success in this era of economic crises. We are pleased to report that ECCMID 2010 is on budget so far, with regard to both registration fees and rented exhibition space. Sponsoring is slightly below that in 2009, but also on track with the budget. Our financial planning undergoes re-evaluations and adaptations both on the income and expenses sides during the course of the year. We are confident that our members, affiliated societies and corporate partners will continue to take advantage of the numerous ESCMID offerings.

Budgeted expenses 2010



- Executive Office, mailings and projects
- Membership Office, mailings and projects
- Executive Committee
- Publications
- Communication
- Education
- ECCMID
- Scientific Affairs
- Professional Affairs (incl. Awards, Grants and Fellowships)
- EU projects

Budgeted income 2010



- Interest
- Membership fees
- Publications
- ECCMID royalties
- Educational and Scientific Affairs
- Professional Affairs (incl. Awards, Grants and Fellowships)
- EU projects

Awards, Grants and Fellowships 2010

Award for Excellence in Clinical Microbiology and Infectious Diseases

Young Investigator Awards for Research in Clinical Microbiology and Infectious Diseases

ESCMID / bioMérieux Award for Advances in Clinical Microbiology in East Central or Central Europe

ISF Sepsis Award

Research Grants 2010

Training Fellowships 2010

Travel Grants for Training in a Foreign Institution



Giuseppe Cornaglia, ESCMID Past President, giuseppe.cornaglia@univr.it

Awards and grants are two faces of a same medal. ESCMID seeks and acknowledges excellence both in the most prominent ‘stars’ of our times and in those that propose themselves for leading roles in the close future, thus guaranteeing continuity and vitality to research in the field of infection.

As a sign of this field’s width and complexity, the 2010 Awards highlight three scientists whose research interests are different from one another but all hold exceptional relevance and topicality, namely antibiotic resistance and evolution in *Pseudomonas aeruginosa* (Antonio Oliver, Young Investigator Award), clinical mycology and invasive fungal infections (Jesús V. Guinea Ortega, Young Investigator Award) and emerging virus infections (Albert Osterhaus, Award for Excellence).

The Award for Excellence bestowed upon Albert Osterhaus is not only a fitting tribute to career of an outstanding scientist but is also a sign of ESCMID’s increasing involvement in the field of Virology, as well as the peak of our yearlong strong commitment to accurately inform on Pandemic Influenza A (H1N1) and of our unambiguous support of the vaccination campaign.

The ESCMID Research Grants and Fellowships 2010 have shown an incredible variety of research projects and – at long last – an equitable equilibrium of genders and geographic areas. For the ECCMID in Vienna, 164 persons received travel grants and/or free registration to present results of their work. This witnesses the Society’s investment in the future of our disciplines, an investment that has been increasing over the past years and that will certainly represent one of the milestones for our future policies.

Award for Excellence in Clinical Microbiology and Infectious Diseases



Albert D. M. E. Osterhaus

born 1948 in Amsterdam, The Netherlands; currently holds the positions of Professor of Virology, Medical Faculty, Erasmus Medical Center, Rotterdam (since 1993); Professor of Environmental Virology, Veterinary Faculty, State University Utrecht (since 1990); Director of the National Influenza Center (NIC), Rotterdam (since 1993); Director of the WHO Collaborating Centre for Arboviruses and Haemorrhagic Fever Reference and Research, Rotterdam (since 1995); Member of the Dutch Health Council (since 1995); Chairman of the European Scientific Working Group on Influenza (ESWI; since 2000); CSO of ViroClinics BV and of ViroNative BV (both spin-offs of the Erasmus MC holding). He studied at the University of Utrecht, where he also completed his doctorate in 1978. From 1978 to 1994 he held various positions at the National Institute of Public Health and the Environment (RIVM) in Bilthoven, The Netherlands. Albert Osterhaus is also a member of numerous professional societies. He is a member of the Royal Dutch Academy of Sciences and was recently awarded the Royal Decoration of Commander in the order of the Dutch Lion. Furthermore he holds many editorial positions for scientific publications, is the winner of several scientific awards, holds several patents, and has been the supervisor and mentor of more than 40 PhD students. Over the last 20 years, he has identified more than a dozen 'new' viral pathogens and is author of more than 800 scientific publications.

Albert Osterhaus will be presented the ESCMID Excellence Award by Javier Garau, President of ESCMID and Giuseppe Cornaglia, Chairman of the Awards Subcommittee, on Sunday, 11 April 2010. During the ceremony he will give his award lecture on 'Emerging virus infections, a continuing challenge'.

Research Interests

He operates on the crossroads of virology, immunology, human and animal health. Albert Osterhaus' research focuses on linking viruses to diseases of animals and man and on the fundamental basis of natural and vaccine-induced immunity against viruses. His main interests are in respiratory and zoonotic virus infections where he is well known for his leading role in the discovery of novel (respiratory) viruses, both in animal and man, including the highly pathogenic avian influenza viruses H5N1 (1997) and H7N7 (2003), the SARS coronavirus (2003) and human metapneumovirus (hMPV) in 2001, which is the second most prominent cause of respiratory problems in young children. He has made significant contributions to our understanding of natural and vaccine-induced immunity to viruses and to using this knowledge to design new vaccines or improve existing ones. Albert Osterhaus continues to actively participate in experiment design and laboratory work, thereby passing on his enthusiasm and expertise to a new generation of virologists.

Young Investigator Awards for Research in Clinical Microbiology and Infectious Diseases



Jesús V. Guinea Ortega

born 1972 in Elda (Alicante), Spain; Microbiology Specialist and Researcher in clinical mycology at the Clinical Microbiology and Infectious Diseases Department of 'Gregorio Marañón' University Hospital (Madrid) in recognition of his outstanding achievements on different aspects of clinical mycology, including the diagnosis of invasive fungal infections, antifungal susceptibility testing, epidemiology of invasive fungal infections, and molecular epidemiology of *Aspergillus fumigatus*.

He will be presented his award during the ESCMID Awards Ceremony on April 2010. As part of the award, he will give a talk during the ESCMID Young Investigator Awards Session on April 2010, on 'Aspergillus and aspergillosis: from the environment to the patient'.

Research Interests

Jesús V. Guinea Ortega's research has focused on different aspects of invasive fungal infections. He has performed studies on antifungal susceptibility testing of different mould and yeast species, and has assayed new strategies for rapid determination of antifungal susceptibility. His work has also alerted to the increasing number of non-haematological patients suffering from invasive aspergillosis. His most outstanding contribution to medical mycology has been the study of the association between environmental *Aspergillus* conidia and patients. The ubiquitous nature of *Aspergillus* means that contact between *Aspergillus* and patients is almost constant. He has performed a study to define 'normal' and 'high' environmental levels of *Aspergillus* conidia over a wide geographic area (the province of Madrid, Spain). One of his latest studies used genotyping to provide epidemiological evidence of high levels of airborne *Aspergillus* conidia and the appearance of new cases of invasive aspergillosis.



Antonio Oliver

born 1973 in Madrid, Spain; PhD, Clinical Microbiologist at Son Dureta Hospital and Associate Professor of the University of the Balearic Islands, Palma de Mallorca, Spain, in recognition of his outstanding contributions regarding the frequency of hypermutable *Pseudomonas aeruginosa* in cystic fibrosis lung infection and antimicrobial resistance in *P. aeruginosa* and extended-spectrum beta-lactamases in Enterobacteriaceae.

Antonio Oliver will be presented his award during the ESCMID Awards Ceremony on Sunday, 11 April 2010. As part of the award, he will give a talk during the ESCMID Young Investigator Awards Session on April 2010, on 'Mutation, antibiotic resistance and evolution in *Pseudomonas aeruginosa* infections'.

Research Interests

Antonio Oliver completed his residency in Clinical Microbiology (2001) and PhD (2002) at Ramón y Cajal Hospital (Madrid, Spain), under supervision by Rafael Cantón, Jesús Blázquez, and Fernando Baquero. Since 2002, he leads the Research Group of the Microbiology Department of Son Dureta Hospital (Palma de Mallorca), run by José L. Pérez. For over 10 years his research has focused on antimicrobial resistance mechanisms and bacterial adaptation, with special interest in *Pseudomonas aeruginosa* chronic respiratory infections, such as those occurring in cystic fibrosis. His most outstanding contributions include the discovery of the important role of hypermutable (mutator) strains in antibiotic resistance development and persistence of chronic infections. He has also notably contributed to the genetic basis of antimicrobial resistance in *P. aeruginosa*, particularly beta-lactam resistance driven by the hyperproduction of the chromosomal cephalosporinase AmpC, characterizing the roles of 3 *ampD* genes (*ampD*, *ampDh2*, and *ampDh3*), Penicillin-Binding Protein 4 (PBP4), and the two-component regulator CreBC (BlrAB).

The Young Investigator Awards are sponsored by Pfizer.

ESCMID / bioMérieux Award for Advances in Clinical Microbiology in East Central or Central Europe



Gabriella Terhes

born in 1978 in Szeged, Hungary; biologist at the Institute of Clinical Microbiology, Albert Szent-Györgyi Medical and Pharmaceutical Center, Faculty of Medicine, University of Szeged, in recognition of her outstanding contributions to our understanding of the epidemiology and antibiotic susceptibility of *Clostridium difficile*.

Research Interests

Her research interests focus on the epidemiology and antibiotic susceptibility of *Clostridium difficile*, the most important nosocomial enteric pathogen. Her PhD thesis focused on the toxin production of *C. difficile* and *Bacteroides fragilis* and its genetic background, the coexistence of *bft* and *cfiA* genes and the presence of the *nim* gene. She follows the changes from year to year in the epidemiology and antibiotic susceptibility of *C. difficile* on a national level as a staff member of the National Anaerobe Reference Laboratory. She has introduced 16S rDNA sequencing to identify rarely isolated, poorly characterised pathogens isolated from human clinical samples. This allows rapid diagnosis. She is an expert on typing methods for the epidemiological investigations of commonly isolated nosocomial pathogens. She is also involved in other projects, e.g. setting up new methods for the detection of viruses and bacteria in immunocompromised patient groups.

ISF Sepsis Award



Tom Sprong

born 1975 in 's Hertogenbosch, The Netherlands; Internist-infectious diseases specialist at the Department of Medicine, Canisius-Wilhelmina Ziekenhuis, Nijmegen, The Netherlands and Post-doctoral Researcher at the Department of Medicine and Institute for Infection, Inflammation and Immunology, Radboud University Nijmegen Medical Centre, Nijmegen, The Netherlands, in recognition of his excellent abstract submitted for presentation at the 20th ECCMID 2010.

Tom Sprong will give a short oral presentation titled 'Genetic analysis of pattern recognition receptors link a functional polymorphism in the gene for CD14 to susceptibility for meningococcal septic shock' at the Sepsis Forum on Saturday, 10 April 2010.

Research Interests

Tom Sprong's research interests are host-pathogen and pathogen-host interactions targeting the innate immune system and bacterial infections. For his PhD studies he has been working on meningococcal disease, unraveling the pathogenesis of this disease in multiple different ways: *in vitro* studies determining cytokine and complement activation by bacteria; *in vivo* studies, investigating cytokines, complement activation and other markers in patients with infection; and molecular genetic studies. This has led to a *cum laude* dissertation in 2009. In addition, Tom Sprong has also participated in research on other aspects of infectious diseases (such as malaria, *Bartonella* infections, Gram-negative infectious diseases) and immunology (hypogammaglobulinaemia, Crohn's disease, rheumatology, inflammatory responses after cardiac surgery and atrial fibrillation). At this moment he is continuing his research on meningococcal disease and developing new research lines in *Staphylococcus aureus*, Q-fever and pneumococcal infections.

Research Grants 2010

The following ESCMID members have received a Research Grant in 2010 for the project indicated.



Alexandra Aubry:
Microbiology, National Reference Center for Tuberculosis, Paris, France

Project: Investigation of fluoroquinolone resistance in *Mycobacterium tuberculosis*



Andrea Brenciani:
Department of Biomedical Sciences, Section of Microbiology, Polytechnic University of Marche, Ancona, Italy

Project: New genetic elements and resistance mechanisms in macrolide-resistant *Streptococcus pyogenes*



Nishith Gupta:
Abteilung für Molekular-Parasitologie, Humboldt Universität, Berlin, Germany

Project: Phosphatidylcholine synthesis as chemotherapeutic target in the obligate intracellular parasite, *Toxoplasma gondii*



Fabienne Haspot:
INSERM, Nantes, France

Project: Knocking-out CMV genome, during transplantation or transfusion, to prevent primary infection by CMV latent and replicating pools



Maria Miragaia:
Laboratory of Molecular Genetics, Instituto de Tecnologia, Oeiras, Portugal

Project: Search for the missing links in the evolution of the resistance determinant SCCmec



Christina Öhrholm:
Section of Clinical Virology, Dept. of Medical Science, Uppsala Academic Hospital, Sweden

Project: VOCMA – Variation-tolerant Capture Multiplex Analysis, a new multiplex method for detecting viruses, bacteria, and fungi



Didier Cabanes: Instituto de Biologia Molecular e Celular, (IBMC), Porto, Portugal

Project: Novel host factors tyrosine-phosphorylated in response to bacterial pathogens: function in the establishment and persistence of cellular infections



Corine Geurts van Kessel: Dept. of Virology, Erasmus Medical Center, Rotterdam, The Netherlands

Project: The role of dendritic cells in bronchus-associated lymphoid tissue formation following influenza virus infection



Christian G. Giske: Karolinska Institutet, Karolinska University Hospital, Solna, Sweden

Project: Invasive infections caused by *Klebsiella pneumoniae* – risk factors, prognosis and clonal complexes



Linda Johansson: Dept. of Medicine Huddinge, Karolinska Institutet, Stockholm, Sweden

Project: Relevance of neutrophils and their mediators in severe invasive bacterial infections



Concepcion Maranon Lizana: Molecular Biology, Instituto de Parasitología y Biomedicina López Neyra, Armilla, Spain

Project: Identification of immune determinants of *Trypanosoma cruzi* mother-to-child transmission [congenital Chagas disease]



Nuno Mendonca: Center of Pharmaceutical Sciences, Faculty of Pharmacy, University of Coimbra, Coimbra, Portugal

Project: Virulence factors associated with antimicrobial resistance determinants among *Escherichia coli* and *Klebsiella* spp. environmental strains: potential impact on public health



Jan Jelrik Oosterheert: Internal Medicine and Infectious Diseases, University Medical Centre Utrecht, Utrecht, The Netherlands

Project: Effect of antibiotic treatment for severe community-acquired pneumonia on the development of *Clostridium difficile* colonization and infection in hospitalised patients



Dezemona Petrelli: Dept. of MCA Biology, School of Drugs and Health Products, University of Camerino, Camerino, Italy

Project: Study on the variability of the *mef-msr* locus expressing the efflux-mediated macrolide resistance in *Streptococcus pyogenes*



Roy Sleator: Department of Biological Sciences, Cork Institute of Technology, Cork, Ireland

Project: Novel therapeutics for the control of *Clostridium difficile*

Research Grants 2010 (cont.)



Tom Sprong:
Medicine and Nijmegen, Dept. of Medicine, Canisius-Wilhelmina Ziekenhuis and Dept. of Medicine, Institute for Infection, Inflammation and Immunity, University Hospital St. Radboud, General Internal Medicine, Nijmegen, The Netherlands

Project: Clinical relevance of complement evasion strategies by *Staphylococcus aureus*



Christoph Steininger:
Medizinische Universität Wien, Universitätsklinik für Innere Medizin I, Abteilung Infektion, Vienna, Austria

Project: Reactivity of leukemic cells from patients with chronic lymphocytic leukemia with the human cytomegalovirus protein pUL32 may cause emergence of new pUL32 genotypes



Frank van de Veerdonk:
Internal Medicine, Infectious Diseases, Radboud University, Nijmegen, The Netherlands

Project: Vaccine adjuvants: shaping the antigen-induced immune response

Training Fellowships 2010



Jacob Gilad
Dept. of Microbiology, Tel-Aviv Sourasky Medical Center, Beit Kama, Israel

Microbiological methods for evaluation of sterilization and disinfection



Sarah Glover
Department of Microbiology, Royal Sussex County Hospital, Brighton, United Kingdom

Development of a microscopy test for TB viability in sputum

Travel Grants for Training in a Foreign Institution

These individuals received funding in 2009 or early 2010 to visit an institution in another country and expand their knowledge (see below).



**Minna Karden-Lilja,
Helsinki, Finland**
Vancomycin-resistant enterococci: S1 nuclease plasmid characterization at the Department of Micro-biology and Infection Control, University Hospital of North-Norway, Tromso, Norway



**Ana Silva,
Porto, Portugal**
Elucidating molecular mechanisms underlie azole resistance of *C. parapsilosis* at the School of Biomolecular and Biomedical Science, Conway Institute, University College Dublin, Dublin, Ireland



**Angela Somodevilla,
Madrid, Spain**
Identification and characterization of pathogenicity factors in Spanish strains of *Helicobacter pylori* at the Nottingham Digestive Diseases Centre, University Hospital, Nottingham, UK



**Claire van Nispen tot Pannerden,
Rotterdam, The Netherlands**
Epidemiological patterns of multi-resistant *Klebsiella* and *E. coli* at the Internal Medicine, Universidad Catolica Santiago Chile, Santiago, Chile



**Kati Vuorenoja,
Turku, Finland**
S1 nuclease digestion followed by pulsed field gel electrophoresis and southern blot hybridization at the Department of Micro-biology and Infection Control, University Hospital of North-Norway, Tromso, Norway

Scientific Affairs



*Robert Read,
ESCMID Scientific Affairs Officer,
r.c.read@shef.ac.uk*

Introduction

As a scientific society, ESCMID strives to increase knowledge in the fields of clinical microbiology and infectious diseases. Activity throughout the whole society is key to this goal. We have the privilege of having active groups of experts from different fields of expertise – our Study Groups – which are constantly expanding their networks through both medical specialties and driving scientific knowledge forward. These activities are coordinated by the Scientific Affairs Subcommittee (SAS) headed by the Scientific Affairs Officer (SAO). To further expand scientific activities, we have increased Study Group support and encourage members to found new ones in fields not yet covered by the current portfolio. We have also set targets for Study Groups so that we can make sure that ESCMID's resources are employed to best effect.

Main activities

Two new Study Groups have recently been founded and will have their inauguration meetings at the ECCMID in Vienna. Proposals for additional Study Groups are currently being evaluated. The SAO coordinates the activities of all Study Groups to ensure that they have adequate resources, to support them both scientifically and financially, and to work with them in setting up or collaborating in a

research project and writing medical guidelines or other publications. To guarantee high activity of all Study Groups, the SAS keeps a close eye on their productivity. With completion of the new Operating Procedures for Study Groups (www.escmid.org/eop), a clearly defined evaluation procedure has been set and published this year.

ESCMID scientific conferences and joint conferences with other international organisations are another important activity in this portfolio, in which the SAS also is involved. One of these long-standing collaborations is the ESCMID/FEMS Conference that sees the 6th edition in 2010. The SAO also cooperates with the ECCMID Programme Director in developing the scientific programme of the Congress. Finally, members of the SAS participate in the Awards Subcommittee evaluating proposals for awards, grants and fellowships.

Outlook

Over the next year we are undertaking a review of the scientific affairs portfolio in an effort to achieve a more comprehensive profile of scientific interest within ESCMID. In the meantime a number of conferences are planned for 2010/2011 (see the events list on page 55). Covering all thematic fields in clinical microbiology and infectious diseases and consolidating the scientific area is the focus for the year to come.

We encourage all our members to participate actively in our scientific activities and kindly request your feedback for the current and future events.



Scientific Affairs
Subcommittee in 2009

Study Group News

ESCMID Study Groups are expert circles with a common focussed interest. You may find an overview on the Study Groups and their activities online at www.escmid.org/studygroups

We are pleased to present the activities of the existing Study Groups for 2009/2010 and also to announce the establishment of two new Study Groups in early 2010. Their inauguration will take place during ECCMID 2010 in Vienna.

New ESCMID Study Groups



The aims of EPASG are to encourage and coordinate the study and advancement of the science of pharmacodynamics, pharmacokinetics and the dosing of anti-infectives in its broadest sense, including prevention of resistance development across Europe. The group will also promote sharing of expertise among European countries, other ESCMID Study Groups, committees (e.g. EUCAST), regulatory agencies and other societies such as the International Society on Anti-infective Pharmacology (ISAP). The primary aims for the first year are to firmly establish the EPASG by building a strong organisational structure and organising meetings.



Inauguration committee of EPASG. Clockwise from upper left: Ursula Theuretzbacher (AT), Alasdair MacGowan (UK), Niels Frimodt-Muller (DK), Johan W. Mouton (NL), Otto Cars (SE) and Paul Tulkens (BE)



Modern medicine includes a broad range of indwelling medical devices, which bear a considerable risk of infection. Despite tremendous advances in material design and biocompatibility, implant-associated infections remain one of the most feared and difficult-to-treat complications and are associated with high morbidity, considerable mortality, and increased healthcare costs.

The objective of this Study Group is interdisciplinary collaboration of infectious diseases and microbiology experts with surgeons and related medical disciplines to address the following aspects related to implant-associated infections:

- foster exchange of clinical experience between clinicians and researchers
- promote translational experimental and clinical research
- disseminate innovative diagnostic methods in microbiology and imaging
- establish cohort studies with various implant types
- develop guidelines on various aspects of implant-associated infections.

Inauguration committee of ESGIAI:

Javier Ariza (ES), Anthony Berendt (UK), Olivier Borens (CH), Emilio Bouza (ES), Silvano Esposito (IT), Helen Giamarellou (GR), Efthymia Giannitsioti (GR), Antonios Papadopoulos (GR), Eric Senneville (FR), Alex Soriano (ES), Andrej Trampuz (CH), Werner Zimmerli (CH)

Current ESCMID Study Groups

The existing ESCMID Study Groups have been active in the period from ECCMID 2009 to ECCMID 2010 by:

- presenting general information and news on their activities on nine posters in the European Network Corner at ECCMID 2009
- contributing to the organisation of seven official symposia and eleven educational workshops at ECCMID 2009
- organizing eleven ESCMID Postgraduate Education Courses/Technical Workshops throughout Europe.

A selection of major additional achievements and plans of the individual Study Groups follows.

- Production of European guidelines for the treatment of candidiasis
- Preparation of European guidelines for the treatment of rare fungal infections



EFISG business meeting in 2009

- Publication of the theme section ‘Hard to swallow – emerging and re-emerging issues in food-borne infection’, *CMI* 2010; 16:1

- Organisation of the 21st International Workshop on *Helicobacter* and related bacteria in chronic digestive inflammation and gastric cancer, Porto, PT, September 2009
- Planning the 22rd International Workshop on *Helicobacter* and related bacteria in chronic digestive inflammation and gastric cancer, Rotterdam, NL, September 2010
- Planning the conference on guidelines for the management of *Helicobacter pylori* infection (Maastricht-4), Florence, IT, November 2010
- Publication of the survey of antimicrobial resistance of *Helicobacter pylori* in Europe performed in 2008 – 2009



EHSg business meeting 2009, with Francis Megraud (FR) presenting (standing)

Publication of two EMESG collaborative studies:

- ‘Anti-inflammatory effect of adjuvant glycerol in experimental pneumococcal meningitis’ as poster at ECCMID 2009, Helsinki, FI
- ‘Bacteremia causes hippocampal neural apoptosis in experimental pneumococcal meningitis’, C. Ostergaard et al, *BMC Infectious Diseases* 2010; 10



EMESG business meeting 2009, led by Marco Rinaldo Oggioni (IT; l.) and Stephen Leib (CH; r.)

- Publication of the *CMI* Supplement (Vol. 15, S2, 2009) ‘Advances in Rickettsiology’ with articles derived from data presented at the 5th International Meeting on Rickettsiae and Rickettsial Diseases, Marseille, FR, 2008
- Planning of the Meeting on Rickettsiae and Rickettsial Diseases, Heraklion, GR, 2011

- Organisation of the pre-meeting Workshop ‘Monitoring, Evaluating and Managing Antimicrobial Use in Hospitals’ during the 48th ICAAC/46th IDSA, Washington DC, US, October 2009
- Publication of the invited article: Navigating the web in search of resources on antimicrobial stewardship in health care institutions. Pagani L et al. *Clin Infect Dis* 2009; 48:626 – 632



ESGAP business meeting 2009

- Contribution to several international congresses in Europe and North America throughout the year on antimicrobial resistance in anaerobic bacteria subjects
- Publication of the article: Species identification of clinical isolates of *Bacteroides* by matrix-assisted laser-desorption/ionization time-of-flight mass spectrometry. Nagy E, et al. *CMI* 2009; 15: 796 – 802



ESGARAB business meeting 2009

- Publication of a *CMI* theme section in February 2010 with one editorial and two review articles on Carbapenemases and Carbapenem-resistant Gram-negatives
- Planning of a symposium at the 5th Asian Congress of Pediatric Infectious Diseases (ACPID), to be held in Taipei, Taiwan September 2010
- Planning of a workshop at the 4th Ditan International Conference on Infectious Diseases (DICID), to be held in Beijing, China, July 2010



ESGARS business meeting 2009: [l. to r.] Dóra Szabó (HU), Luis Martinez-Martinez (ES), Giuseppe Cornaglia (IT), Emmanuelle Cambau (FR), Christian Giske (SE)

- Co-organisation of the first European Congress on Microbial Biofilms (EUROBIOFILMS), Rome, IT, September 2009



ESGB business meeting 2009, led by Niels Hoiby (DK; l.) and Gianfranco Donelli (IT; r.)

- Publication of two new ESGCD clinical practice guidelines in the theme section of *CMI* 2009; 15
- Completing a pan-European, hospital-based survey for *Clostridium difficile* infection



ESGCD business meeting 2009

- Ongoing research study on improved diagnostics of intestinal protozoa
- Starting of an E-learning platform, in collaboration with other European partners
- Co-organisation of the IV International Congress on Congenital Toxoplasmosis: Marseille, FR, October 2010



Executive Committee members of ESGCP [l. to r.] Eskild Petersen (DK), Brigitta Evengård (SE), Francis Derouin (FR), Lia Monica Junie (RO), Herve Pelloux (FR), Laetitia Kortbeek (NL), François Peyron (FR)

- Organisation of the 9th International Meeting on Microbial Epidemiological Markers (IM-MEM-9), Wernigerode, DE, September 2010



ESGEM business meeting 2009, led by (l. to r.) Raquel Sa-Leao (PT), Alexander W. Friedrich (DE) and Sara Haeggman (SE)

- Preparation of medical guidelines for standardization and basic requirements of molecular diagnostics of infectious diseases
- Planned online survey on molecular diagnostics among ESCMID members, to be published at ECCMID 2010, Vienna, AT



Some members of the ESGMD Study Group in 2009, (l. to r.) Paul Savelkoul (NL), Petra Wolffs (NL), Paul Wallace (UK), Margareta Ieven (BE), and Kate Templeton (UK)

- Contribution to the 'European Core Curriculum for Training for Infection Control Practitioners' published in 2009
- ESGNI survey on the prevalence of multiresistant *Acinetobacter baumannii* and associated infection control policies in European hospitals in early March 2010, to be presented at ECCMID 2010, Vienna, AT



ESGNI business meeting in 2009, (l. to r.) Markus Dettenkofer (DE), Christian Ruef (CH), Barry Cookson (UK)

- Preparation of European guidelines on diagnosis, management and treatment of acute hepatitis C
- Expecting the results of FP7 programme on acute hepatitis



ESGVH business meeting 2009, (l. to r.) Giampaolo Corti (IT), Valeria Ghisetti (IT), Luminita Smaranda Iancu (RO), Andy I.M. Hoepelman (NL), Dominique Salmon (FR)

- Publication of: Variation in antibiotic prescribing and its impact on recovery in patients with acute cough in primary care: prospective study in 13 countries. Butler CC, et al. *BMJ* 2009; 338: b2242

ESCMID Conferences

4–8 October 2009

From Microbial Pathogenesis to the Discovery of Antivirulence Drugs

Villars-sur-Ollon, Switzerland

Organised by ESCMID and the Federation of European Microbiological Societies (FEMS)



25–27 October 2009

Antibiotic Treatment Failure in the Absence of Bacterial Resistance

Freiburg, Germany

Organised by ESCMID

18–20 November 2009

Enterococci: from Animals to Man

Barcelona, Spain

Organised by ESCMID



18–19 February 2010

Invasive Fungal Infections

Rome, Italy

Organised by ESCMID

CMI CLINICAL MICROBIOLOGY AND INFECTION

The authoritative source of information across the fields of microbiology and infectious diseases



Not yet a subscriber?

- As an ESCMID member you can access *CMI* online for one year for only € 58: www.escmid.org/membership

Not yet an author?

- Submit your next paper today: <http://mc.manuscriptcentral.com/cmi>

Editor-in-Chief: Didier Raoult, Marseille, France

 **ESCMID** EUROPEAN SOCIETY OF CLINICAL MICROBIOLOGY AND INFECTIOUS DISEASES

19th ECCMID 2009



*Pentti Huovinen,
ECCMID President 2009*

The 19th ECCMID from 16–19 May 2009 was a successful congress, with 6711 registered delegates attending, the second largest number of participants in ECCMID history (Table 1). The total number of congress participants was about 8000 from 101 different countries.

Since ECCMID started in 1983, it continues to attract more participants and submitted abstracts with only some dips in the overall trend (Figure 1). In ECCMID 2009, we received 2829 abstracts from 84 different countries. A total of 225 reviewers conducted a blind review of abstracts, of which 73% were accepted. This selection process contributed to the high quality of the presentations and posters. However, many good abstracts could not be accepted due to limited time and space.

The total number of speakers and chairs was 244. They came from 34 different countries (Figure 2). The contact time during keynote lectures, symposia, educational workshops, meet-the-expert sessions and oral sessions increased to an all-time high of 247 hours.

On the first evening, over three thousand congress participants joined the opening ceremony, which was a memorable mixture of comic, magic, gymnastics and music. I very much enjoyed this event together with you.

Figure 2. Country of origin of the 244 speakers and chairs at 19th ECCMID 2009

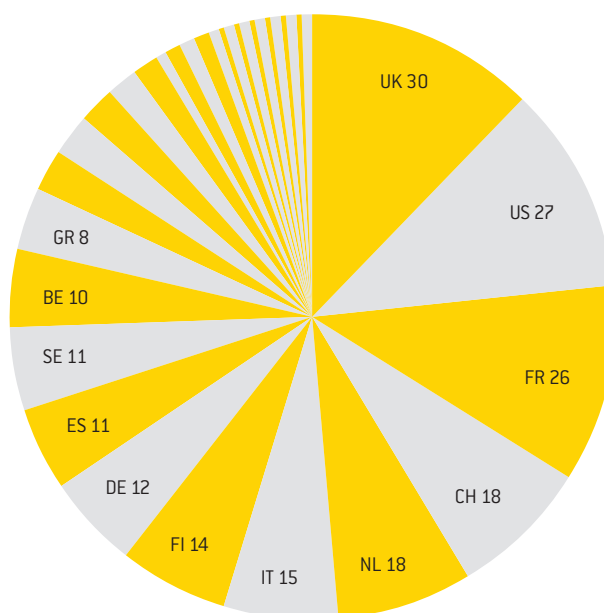
AE	1	IL	3
AT	2	IR	1
AU	5	IT	15
BD	1	LB	1
BE	10	MY	1
CA	4	NL	18
CH	18	PT	1
CO	1	SA	2
DE	12	SE	11
DK	5	SG	1
EE	1	SI	2
ES	11	SL	1
FI	14	TN	1
FR	26	TR	6
GE	1	UK	30
GR	8	US	27
HU	2	VE	1

The congress's success would not have been possible without the excellent work of Andreas Voss, the 19th ECCMID Programme Director and the Programme Committee who put together such a great scientific programme.

Dear colleagues and friends – on behalf of the Society I thank you all in helping to make the 19th ECCMID a success. I wish Jordi Vila, ECCMID 2010 Programme Director, and Wolfgang Graninger, ECCMID 2010 Congress President, all the best for an outstanding ECCMID 2010 in Vienna. Let us come together again!

Table 1. Key ECCMID figures

Number of participants: 7970 from 101 different countries, thereof: 6711 delegates 275 accompanying persons 984 exhibitors' personnel	Exhibition: 112 exhibiting companies 3117 m ² net area
Countries with highest attendance: Greece, United Kingdom, Spain, Finland	Press: 48 registered journalists 3 press releases



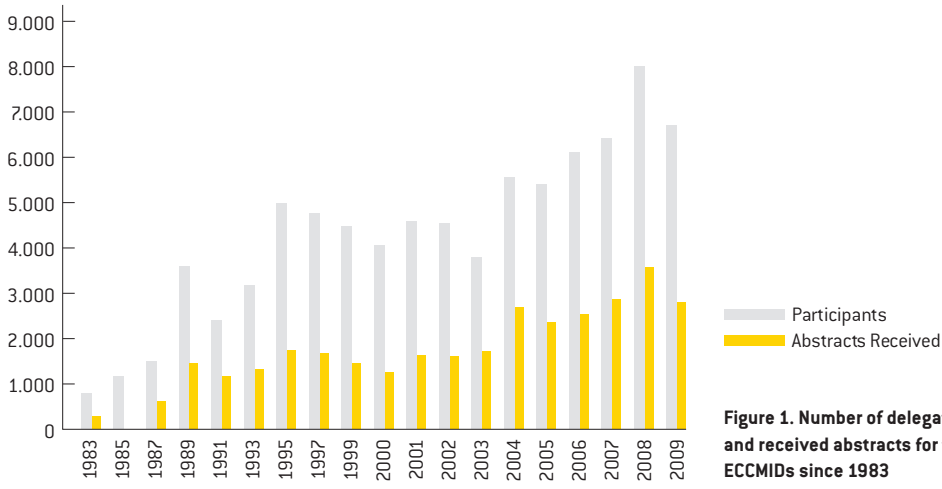


Figure 1. Number of delegates and received abstracts for the ECCMIDs since 1983



ESCMID Educational Activities



*Murat Akova,
ESCMID Education Officer
makova@hacettepe.edu.tr*

Main educational activities in 2009

2009 was again a very successful year in the area of educational activities. With the coordination of our Education Subcommittee and through our Affiliated Societies and Study Groups, the Society organised 13 postgraduate education courses and technical workshops. These were held all across Europe in cities from Madrid to Ankara and from Sibenik to Copenhagen and were all very well attended. The slides of the presentations given during the courses are available for ESCMID members in our Online Lecture Library (www.escmid.org/OLL).

The 8th Summer School was held in Porto, Portugal, with 60 attendees, a record number. Unfortunately, we had to turn down an additional 40 applicants in order to maintain the the high level of interactivity. This shows the extraordinary interest in this educational format.

As usual attendance grants especially for young scientists were made available by ESCMID for all of these activities.

Outlook

For 2010 we will again organise 13 postgraduate courses or technical workshops including one in Sousse, Tunisia. Details are available in the calendar on the Society's website (www.escmid.org/calendar). This year's Summer School will take place in Capadocia, Turkey, from 3–9 July. Registration is already open and the details can be found online (www.escmid.org/summerschool).

Starting this year, the ESCMID Online Lecture Library will include webcasts of selected educational activities, including the Invasive Fungal Infections Conference in Rome, the 3rd International Day for Fighting Infection in Florence and keynote lectures from ECCMID. These will be available to ESCMID members.

We have already started to plan our educational activities 2011. A call was sent to all Study Groups and Affiliated Societies to send their proposals until 1 June 2010 and the full programme will be available in mid-July. We encourage all our members to participate actively in our educational events and kindly request your feedback for the current and future activities.



Education Subcommittee meeting in 2009

8th ESCMID Summer School 2009

Course Review



Luísa Peixe and Raquel Tavares
Directors of the 8th ESCMID Summer School, Porto, Portugal
lpeixe@ff.up.pt, raquelmrtavares@gmail.com

The 8th ESCMID Summer School took place in Porto, Portugal, from 11-17 July 2009. Every year the ESCMID Education Subcommittee organises the Summer School in a different country with the collaboration of local directors. Luísa Peixe and Raquel Tavares have coordinated this year's event in Portugal along with the secretariat support of Ana Freitas. The faculty consisted of nine local and five international lecturers and facilitators.

Similar to previous years, the Summer School maintained its general structure: The course included five state-of-the-art lectures, twelve shorter educational lectures, three pro/con sessions, in which selected students presented pro and contra arguments on a specific topic and discussed them with the experts and the other students, 36 student case presentations and four small-group tutorial sessions. The educational material from the Summer School is available in the ESCMID Online Lecture Library (www.escmid.org/OLL) for ESCMID members.

This year the Summer School organisers received a record number of applications (close to 100 from 20 countries) from which they chose 60 in order to maintain the interactive set-up. Ten of these participants received an attendance grant from ESCMID.

Portuguese branches of Boehringer–Ingelheim, GlaxoSmith-

Kline, Gilead, Pfizer, Tibotec-Jansen Cilag, Merck Sharp & Dohme and the Portuguese institutions INFARMED, Câmara do Porto / Gabinete de Turismo and Associação Nacional de Farmácias (ANF) provided additional financial support as unrestricted educational grants.

The Summer School experience goes beyond the educational value alone. It also offers social and cultural opportunities. Situated on the north bank of the River Douro, the city of Porto is famous for the exceptional quality of its historical centre, classified as World Cultural Heritage. Most participants stayed in the city centre of Porto, near to the city's hot spots with a rich and diverse offering of cultural activities.

The 8th ESCMID Summer School proved to be a successful event founded on an established concept. This success would not have been possible without the hard work and cooperation of the participants, organisers, speakers and facilitators. All involved contributed to a high quality and highly interactive Summer School in a relaxing atmosphere.

This kind of event serves as an important stimulus to the collaboration and interaction of professionals and scientists from different countries and cultures. We hope that all participants will remember the Summer School as a week rich in professional, cultural and social experiences. With their input we are working on the next challenging edition of the Summer School, 3 – 9 July 2010, in Cappadocia, Turkey.

ESCMID Courses and Workshops

Beta-lactamases in Community-acquired Infections: from Lab to Clinic

ESCMID Postgraduate Education Course
10–11 March 2009, Ankara, TR
Organised by the ESCMID Study Group for Antimicrobial Resistance Surveillance (ESGARS) and the Infectious Diseases and Clinical Microbiology Speciality Society of Turkey (EKMUD)



Advanced Course in Clinical Parasitology

ESCMID Postgraduate Technical Workshop
30–31 March 2009, Paris, FR
Organised by the ESCMID Study Group for Clinical Parasitology (ESGCP)



Postgraduate Course in Clinical Parasitology

ESCMID Postgraduate Technical Workshop
8–12 June 2009, Amsterdam, NL
Organised by the ESCMID Study Group for Clinical Parasitology (ESGCP)



Medical Biofilm Techniques 2009

ESCMID Postgraduate Technical Workshop
17–20 August 2009, Copenhagen, DK
Organised by the ESCMID Study Group for Biofilms (ESGB)



Acinetobacter Infections: Microbiological, Clinical and Therapeutical Aspects

ESCMID Postgraduate Education Course
3–4 September 2009,
Istanbul, TR
Organised by ESCMID and the Turkish Society of Clinical Microbiology and Infectious Diseases (KLIMIK)

Histopathology in Experimental Neuroinfection

ESCMID Postgraduate Technical Workshop
7–8 September 2009, Berne, CH
Organised by the ESCMID Meningitis Study Group (EMESG)



Antimicrobial Stewardship

ESCMID Workshop
11 September 2009, San Francisco, US
Organised by the ESCMID Study Group for Antibiotic Policies (ESGAP)

Vaccination and Preventive Measures for LRTI in the Community

7th GRACE Postgraduate Course
12 September 2009, Vienna, AT
Organised by ESCMID and the European Respiratory Society (ERS)

Zoonoses and Vector-borne Diseases in Europe

ESCMID Postgraduate Education Course

14–16 October 2009, Grenoble, FR

Organised by the Société de Pathologie Infectieuse de Langue Française (SPILF)

Antibiotic Resistance and Healthcare-associated Infections: Prevention and Treatment

ESCMID Postgraduate Education Course

21–23 October 2009, Sibenik, HR

Organised by ESCMID, the Croatian Society for Infectious Diseases (CSID) and the Croatian Society for Medical Microbiology and Parasitology (CSMMP)




Diagnosing and Treating Fungal Infections: from Neonates to Adults

ESCMID Postgraduate Education Course

22–24 October 2009, Thessaloniki, GR

Organised by the ESCMID Fungal Infection Study Group (EFISG), the European Society for Paediatric Infectious Diseases (ESPID), the Hellenic Society of Medical Mycology (HSMM) and the Aristotle University Research Committee



New Challenges in Primary Care:**Back to the Future**

4th GRACE Workshop,

23–24 October 2009, Rome, IT,

Organised by ESCMID and the European Respiratory Society (ERS)



ESCMID-SHEA Training Course in Hospital Epidemiology

ESCMID Postgraduate Education Course

7–11 November 2009,

San Lorenzo de El Escorial, ES

Organised by ESCMID and the Society for Healthcare Epidemiology of America (SHEA)

From Bench to Bedside: Viral Hepatitis

ESCMID Postgraduate Education Course

13–14 November 2009, Istanbul, TR

Organised by the ESCMID Study Group for Viral Hepatitis (ESGVH) and the Infectious Diseases and Clinical Microbiology Speciality Society of Turkey (EKMUD)



Invasive Fungal Infections:**Host-Pathogen Interactions**

ESCMID Postgraduate Education Course

16–17 March 2010, Oslo, NO

Organised by the ESCMID Fungal Infection Study Group (EFISG) and the European Committee on Antimicrobial Susceptibility Testing (EUCAST)

Role of Anaerobic Bacteria and Infections: Diagnostics, Antibiotic Resistance, New Therapeutic Options

ESCMID Postgraduate Technical Workshop

22–27 March 2010, Groningen, NL

Organised by the ESCMID Study Group for Antimicrobial Resistance in Anaerobic Bacteria (ESGARAB) and the ESCMID Study Group for *Clostridium difficile* (ESGCD)

Antimicrobial Stewardship:**Measuring, Auditing and Improving**

ESCMID Postgraduate Education Course

8–10 April 2010, Vienna, AT

Organised by the ESCMID Study Group for Antibiotic Policies (ESGAP)

Publications Overview



Giuseppe Cornaglia, ESCMID Past President,
giuseppe.cornaglia@univr.it

The last year has witnessed ESCMID's increasing interest in online publications and the multimedia world. Our Online Lecture Library is being renewed with new technologies and a comprehensive programme of recordings has been planned, to be fully available online by the ECCMID in Vienna. In addition, the project for an electronic textbook of clinical microbiology and infectious diseases has now left its infancy and promises to be one of our major endeavours for the years to come.

We have plans to integrate an array of online resources, to use the newest technologies and better exploit our website. This improvement is certainly going to attract major investments in terms of both finances and manpower.

In order to dedicate more resources to the monthly electronic 'ESCMID Newsletter', the printed version of ESCMID *News* has been discontinued. The trend toward more online offerings is rapidly progressing, also for our scientific journal, *Clinical Microbiology and Infection (CMI)*. As seen in the

graph below, most current subscribers to *CMI* choose to receive the online version only.

CMI is progressively reflecting the personality of its dynamic Editor-in-Chief, Didier Raoult. A revised contract with Wiley-Blackwell has introduced a new management formula, which is meant to streamline the workflow, minimise the time between submission and the final decision about a manuscript, and achieve the best possible integration between the journal and all other ESCMID activities.

In this framework, from now on all *CMI* Supplements' content will be jointly taken care of by the Publisher and the Editor-in-Chief, and the Society wishes to express its thanks to George Schmid for the services he has rendered as the Editor for Supplements.

A special farewell and my personal thanks go to Judith Crane, past *CMI* Managing Editor, who has served the journal since its first appearance. Her personal dedication and commitment to our Society certainly represents a good example of that 'ESCMID attitude' that has accompanied the Society throughout its history.

Clinical Microbiology and Infection

Monthly theme sections in 2010

Since January 2009 each *CMI* now includes a section devoted to a particular theme. The remaining content of the issues comprise original research as submitted, not necessarily related to the theme.

January Emerging and re-emerging issues in food-borne infection	July Cystic fibrosis-related infection
February Carbapenemases in Gram- negative bacteria	August Hepatitis C
March Infectious diseases in travellers	September Invasive fungal infections in paediatric patients
April H1N1 Influenza pandemic	October Point-of-care testing
May Pneumococcus	November Diagnostic issues in the monitoring of HIV infection
June Enterococcal infections	December MALDI-TOF

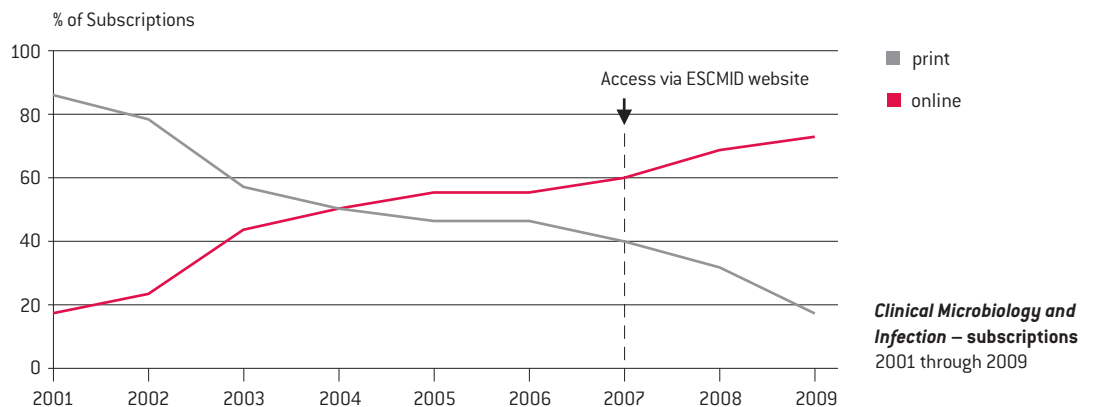
Message from the *CMI* Editor-in-Chief



Didier Raoult,
CMI Editor-in-Chief,
didier.raoult@gmail.com

ESCMID agreed to a new editorial form of *CMI* for 1 January 2009, according to a proposal I had made. We already started preparations with a new core team in the middle of 2008, so the journal would be ready in a form closer to our expectations. Since January 2009, the journal has radically changed. We introduced a new cover with original art work, each issue includes a theme section, the summary appears on the last page and the content is focused on clinical microbiology and infectious diseases, while the pathophysiologic subjects have been largely eliminated. *CMI* has three sections: reviews, articles (not exceeding 2500 words) and research notes which contain preliminary, provocative and brand new results that can be published

fast track. Regarding the content, *CMI* covers all the fields of clinical microbiology and infectious diseases. Besides various bacteriological subjects, the proportion of articles on virology has increased significantly. The number of papers on fungi is satisfactory and in future, we would like to increase the proportion of tropical diseases and parasitology content. In order to produce the best possible product, we try to have a rapid decision-making and editing process. The whole team of associated editors does a wonderful job quickly analyzing the articles. We know that our analysis is not always perfect and that it sometimes may appear unfair, but such is the nature of a peer-review process. Besides, we will continue to make a considerable effort with our publisher so that the articles are published as soon as possible online and in print. The backlog of accepted papers will be reduced to normal proportions in 2010.



CMI editorial meeting 2009

Communicating ESCMID in 2009 and into 2010



Giuseppe Cornaglia,
Communications Officer,
giuseppe.cornaglia@univr.it

Having decided to strengthen its communications and media efforts in 2009 to better profile and position ESCMID, the year produced some real success for the Society. Working with the newly appointed public relations agency, Bartley Robbs Communications based in the UK, ESCMID received increasingly strong and positive press coverage.

For ECCMID 2009, despite the challenges of a limited foreign press representation in Helsinki, there was greatly improved coverage of ECCMID, as well as ESCMID and its members, in both domestic Finnish press and beyond. This ranged from interviews on all four of the main Finnish TV and radio channels, to articles in French, Spanish, Italian, UK, Dutch, Swiss, Belgium, US, Chinese and Arab media, along with an Editorial in *'The Lancet'* and other medical specialist press coverage.

To keep momentum going, we released a summer health press release on the risks for travelers during the holiday period which generated coverage and interviews, as well as authoring articles in journals including the *'European Hospital Journal'* and *'EU Public Service Review Journal'*. Press releases marking the International Day for Fighting Infection and World TB Day were also issued.

As November approached and H1N1 vaccination campaigns across Europe were rolled out, ESCMID sent out a press release stressing the importance of the uptake of the vaccination in the face of opposition and skepticism. This received wide pick up by

the media and generated a range of interviews for ESCMID spokespeople. This included a Comment piece on The Guardian website and articles including *'Reuters'*, *'El Pais'*, *'France 23'*, *'L'Express'*, *'El Mundo'*, *'The Independent'* and *'Die Presse'*.

Internally, as part of these continued efforts a communications strategy meeting was held in September that brought some ten participants together to discuss how to take communications forward. It was agreed that a formal Communications Subcommittee be formed and a number of colleagues signed up to be members (see organisational diagram on pages 4–5). Key topics that ESCMID would focus its outreach and messaging on were agreed: healthcare-associated infections; emerging and re-emerging infections (including Influenza and TB); antimicrobial/antiviral resistance; vaccination and compliance; and antimicrobial resistance surveillance. The Communication Subcommittee's first meeting will be held at the ECCMID 2010.

The outcome of all these efforts is that ESCMID's name, work and messages are reaching wider audiences which will help to build a strong platform from which ESCMID's expansion can continue in Europe and beyond.

We look forward to another year working with Bartley Robbs Communications to provide practical and strategic support to build on the raised profile of ESCMID in 2009, and continue to pursue proactively media coverage and strengthened external and internal communications.

Press conference at the ECCMID 2009 in Helsinki



Press releases in 2009

- 23 November 2009: As influenza cases rise in Europe, experts urge uptake of H1N1 vaccine in the face of opposition and skepticism, and point to the public health and individual benefits of vaccines
- 5 November 2009: U.S. and European experts applaud creation of new Transatlantic Task Force on Global Antibiotic Resistance Threat
- 21 July 2009: European travellers continue to put their health at risk
- 19 May 2009: ECCMID late breaker session on Swine Flu
- 18 May 2009: New Executive Committee 2009 – 2011
- 16 May 2009: Europeans' largest conference on infectious disease and microbiology (16 – 19 May 2009, Helsinki)



Newsdesk

Newsdesk

Newsdesk

ESCMID

ESCMID

ESCMID

ESCMID

PRESS REL

As influen
in the fac

He adds that Obama
welcomes the top
"The role of a s
politicians: to be
but also to act
and science. A
ultimate goals
multispecies are r
be totally and
scientists are r
emphasises
fascinated f
has been
and the
history and
intercom
his ide
right
Europe
25th
has

23 NOVEM
increase in
campaigns
puts at risk
Infectious

Influenza
(Belgium,
cases of
example
unusual

But as
lack of
growing
vaccin
system

"No
seir
mal
ES
the
eff
yc

PRESS

Euro

30 AF
Swini
Infec

The
ma
vig
ES
c

PRESS RELEASE

European travellers continue to put their health at risk

21 JULY 2009: European travellers are still putting their health at risk says the European Society of Clinical Microbiology and Infectious Diseases (ESCMID), with one third experiencing travel-related illness when visiting abroad. On a typical two week trip, travellers lose an average of three days due to illness - almost 20 percent of them remain ill after their return home, and another 10 percent need medical ca

"Anyone travelling abroad cannot afford to be complacent, especially when there are many simple things travellers can do help prevent travel-related infections," says Professor Robert Read from the University of Sheffield and ESCMID Executive Committee Member. "Be prepared to minimize the risks by ensuring the necessary preparations before travelling, taking sensible measures whilst away and watching out for any problems after you return".

Diarrhoea and upper respiratory infection are the most common illnesses faced by travellers with an incidence rate of 25-90 percent in the first 2 weeks abroad. Hepatitis A is the most common travel-related disease (transmitted by stools) that can be prevented by vaccination. "Evidence suggests that factors such as advance booking and the number of hotel's stars seems to be a protective factor against travel-related infections, as well as sleeping in single room or drinking mineral water," says Professor Read.

In spite of the known malaria risks in some parts of the world, only 35 percent of European travellers to malaria-endemic areas take anti-malarial prophylaxis and as a result up to almost two percent of those visiting high risk areas contract this potentially fatal disease. "The finding that only one person out of three or four take effective prophylaxis against malaria is both surprising and potentially dangerous," comments Professor Read.

Sexually transmitted diseases (STDs) also frequently occur as some 5 percent of European travellers engage in casual sex, half without using condoms. STDs are most often seen in men and young adults travelling without a regular partner and among those who have multiple partners at home. Alcohol and recreational drug use can also increase the risks.

ESCMID

ESCMID
Technic

ESCMID
Technic

ESCMID
Technic

ESCMID
Technic

ESCMID
Technic

ESCMID
Technic

ESCMID
Technic

ESCMID
Technic

ESCMID
Technic

ESCMID
Technic

ESCMID
Technic

ESCMID
Technic

ESCMID
Technic

ESCMID

ESCMID
Education

ESCMID
Technic

ESCMID
Technic

ESCMID
Technic

ESCMID

ESCMID

**Beta-lactamase
Infection
to Clin**

**Postg
Clinic**

**Am
The
8 -**

**Cop
17**

**Ista
3 -**

**Ber
7 -**

**Sibe
21**

**Ther
22**

**Diagno
Fungo
from**

**Antibio
Health
Infect
Treat**

**Histop
in Exp
Neuro**

**Acine
Microbiol**

**ESCMID
Education**

ESCMID

ESCMID
Technic

ESCMID
Technic

ESCMID
Technic

ESCMID
Technic

ESCMID
Technic

ESCMID
Technic

ESCMID
Technic

ESCMID
Technic

ESCMID
Technic

ESCMID
Technic

ESCMID
Technic

ESCMID
Technic

ESCMID
Technic

ESCMID

ESCMID
Education

ESCMID
Technic

ESCMID
Technic

ESCMID
Technic

ESCMID

ESCMID

**Beta-lactamase
Infection
to Clin**

**Postg
Clinic**

**Am
The
8 -**

**Cop
17**

**Ista
3 -**

**Ber
7 -**

**Sibe
21**

**Ther
22**

**Diagno
Fungo
from**

**Antibio
Health
Infect
Treat**

**Histop
in Exp
Neuro**

**Acine
Microbiol**

**ESCMID
Education**

ESCMID

ESCMID
Technic

ESCMID
Technic

ESCMID
Technic

ESCMID
Technic

ESCMID
Technic

ESCMID
Technic

ESCMID
Technic

ESCMID
Technic

ESCMID
Technic

ESCMID
Technic

ESCMID
Technic

ESCMID
Technic

ESCMID
Technic

ESCMID

ESCMID
Education

ESCMID
Technic

ESCMID
Technic

ESCMID
Technic

ESCMID

ESCMID

**Beta-lactamase
Infection
to Clin**

**Postg
Clinic**

**Am
The
8 -**

**Cop
17**

**Ista
3 -**

**Ber
7 -**

**Sibe
21**

**Ther
22**

**Diagno
Fungo
from**

**Antibio
Health
Infect
Treat**

**Histop
in Exp
Neuro**

**Acine
Microbiol**

**ESCMID
Education**

ESCMID

ESCMID
Technic

ESCMID
Technic

ESCMID
Technic

ESCMID
Technic

ESCMID
Technic

ESCMID
Technic

ESCMID
Technic

ESCMID
Technic

ESCMID
Technic

ESCMID
Technic

ESCMID
Technic

ESCMID
Technic

ESCMID
Technic

ESCMID

ESCMID
Education

ESCMID
Technic

ESCMID
Technic

ESCMID
Technic

ESCMID

ESCMID

**Beta-lactamase
Infection
to Clin**

**Postg
Clinic**

**Am
The
8 -**

**Cop
17**

**Ista
3 -**

**Ber
7 -**

**Sibe
21**

**Ther
22**

**Diagno
Fungo
from**

**Antibio
Health
Infect
Treat**

**Histop
in Exp
Neuro**

**Acine
Microbiol**

**ESCMID
Education**

ESCMID

ESCMID
Technic

ESCMID
Technic

ESCMID
Technic

ESCMID
Technic

ESCMID
Technic

ESCMID
Technic

ESCMID
Technic

ESCMID
Technic

ESCMID
Technic

ESCMID
Technic

ESCMID
Technic

ESCMID
Technic

ESCMID
Technic

ESCMID

ESCMID
Education

ESCMID
Technic

ESCMID
Technic

ESCMID
Technic

ESCMID

ESCMID

**Beta-lactamase
Infection
to Clin**

**Postg
Clinic**

**Am
The
8 -**

**Cop
17**

**Ista
3 -**

**Ber
7 -**

**Sibe
21**

**Ther
22**

**Diagno
Fungo
from**

**Antibio
Health
Infect
Treat**

**Histop
in Exp
Neuro**

**Acine
Microbiol**

**ESCMID
Education**

ESCMID

ESCMID
Technic

ESCMID
Technic

ESCMID
Technic

ESCMID
Technic

ESCMID
Technic

ESCMID
Technic

ESCMID
Technic

ESCMID
Technic

ESCMID
Technic

ESCMID
Technic

ESCMID
Technic

ESCMID
Technic

ESCMID
Technic

ESCMID

ESCMID
Education

ESCMID
Technic

ESCMID
Technic

ESCMID
Technic

ESCMID

ESCMID

**Beta-lactamase
Infection
to Clin**

**Postg
Clinic**

**Am
The
8 -**

**Cop
17**

**Ista
3 -**

**Ber
7 -**

**Sibe
21**

**Ther
22**

**Diagno
Fungo
from**

**Antibio
Health
Infect
Treat**

**Histop
in Exp
Neuro**

**Acine
Microbiol**

**ESCMID
Education**

ESCMID

ESCMID
Technic

ESCMID
Technic

ESCMID
Technic

ESCMID
Technic

ESCMID
Technic

ESCMID
Technic

ESCMID
Technic

ESCMID
Technic

ESCMID
Technic

ESCMID
Technic

ESCMID
Technic

ESCMID
Technic

ESCMID
Technic

ESCMID

ESCMID
Education

ESCMID
Technic

ESCMID
Technic

ESCMID
Technic

ESCMID

ESCMID

**Beta-lactamase
Infection
to Clin**

**Postg
Clinic**

**Am
The
8 -**

**Cop
17**

**Ista
3 -**

**Ber
7 -**

**Sibe
21**

**Ther
22**

**Diagno
Fungo
from**

**Antibio
Health
Infect
Treat**

**Histop
in Exp
Neuro**

**Acine
Microbiol**

**ESCMID
Education**

ESCMID

ESCMID
Technic

ESCMID
Technic

ESCMID
Technic

ESCMID
Technic

ESCMID
Technic

ESCMID
Technic

ESCMID
Technic

ESCMID
Technic

ESCMID
Technic

ESCMID
Technic

ESCMID
Technic

ESCMID
Technic

ESCMID
Technic

ESCMID

ESCMID
Education

ESCM

Professional Affairs Overview



*Elisabeth Nagy, Professional Affairs
Officer for Clinical Microbiology,
nagye@mlab.szote.u-szeged.hu*

*Evelina Tacconelli, Professional
Affairs Officer for Infectious Diseases,
etacconelli@rm.unicatt.it*

In this last year the Professional Affairs Officers had been working in strict conjunction with the Professional Affairs Subcommittee (PAS), starting new projects and successfully continuing those already ongoing and launched from the previous PA officers.

The two of us are particularly pleased to announce the creation of the Trainee Association of ESCMID (TAE) that is mainly directed to young scientists in training in Clinical Microbiology (CM) and Infectious Diseases (ID). The main goal of the group is to improve collaboration of CM and ID trainees across Europe and to form a European network of CM and ID trainees within ESCMID. There will be a strong collaboration between PAS and TAE and other international associations to encourage, improve, and harmonise clinical training and research in CM and ID in all European countries. Information about the TAE's latest activities can be found at www.escmid.org/tae.

ESCMID has been always very supportive of collaborative multicenter study groups. Therefore, we are very happy to announce the launch of the EU Partner Search Platform on the ESCMID website. We do believe that this platform will be useful for all colleagues during the design of a new project. The knowledge of specific expertise of research among European centres will be extremely helpful in creating European networks. The platform gives you the possibility to post your request for partnership and search for new partners (www.escmid.org/eupartner).

The PA officers have been also working closely with the ID and CM sections of the Union Européenne des Médecins Spécialistes (UEMS) to further harmonise and improve the quality of specializations among European countries.

The number of Collaborative Centres continued to increase. Currently, 50 centers in 19 countries are available for receiving Observerships and many other centres in various countries have applied and are under review. Twenty-six applications for Observerships were received and 13 visits already took place. Eval-

uation results of Observers are excellent and are now online for your review (www.escmid.org/observership).

The update of the questionnaire on Professional Affairs in CM & ID is ongoing and approximately one third of national editors have already updated their data. Future review will be done within the next two years.

Finally, ESCMID takes any discrimination between scientists that might be related to gender or geographic area very seriously. For this reason, the PA officers will be working with the ESCMID Equal Opportunity Commission so as to further define projects to be undertaken to reduce the areas of discrimination presently existing among the medical scientific community in Europe.

An overview of the activities within our portfolios can be found on the following pages.

Professional Affairs Subcommittee in 2009



Equal Opportunities and the Future of ESCMID



*Giuseppe Cornaglia and
Evelina Tacconelli
On behalf of the ESCMID Equal
Opportunities Commission*

In September 2007, the ESCMID Executive Committee reckoned that gender and economical status, as well as geographic differences, were still important issues in Europe and established a Commission on Equal Opportunities. In May 2008, this Commission issued proposals for investigations related to gender ratios, geographical representation and coverage of scientific topics in various fields at ESCMID, and the findings of this work were presented during the General Assembly in Helsinki, showing an uneven geographic and gender repartition in many areas. It is an important goal for ESCMID to provide equal opportunities and to promote a healthier equilibrium between genders and different geographic areas.

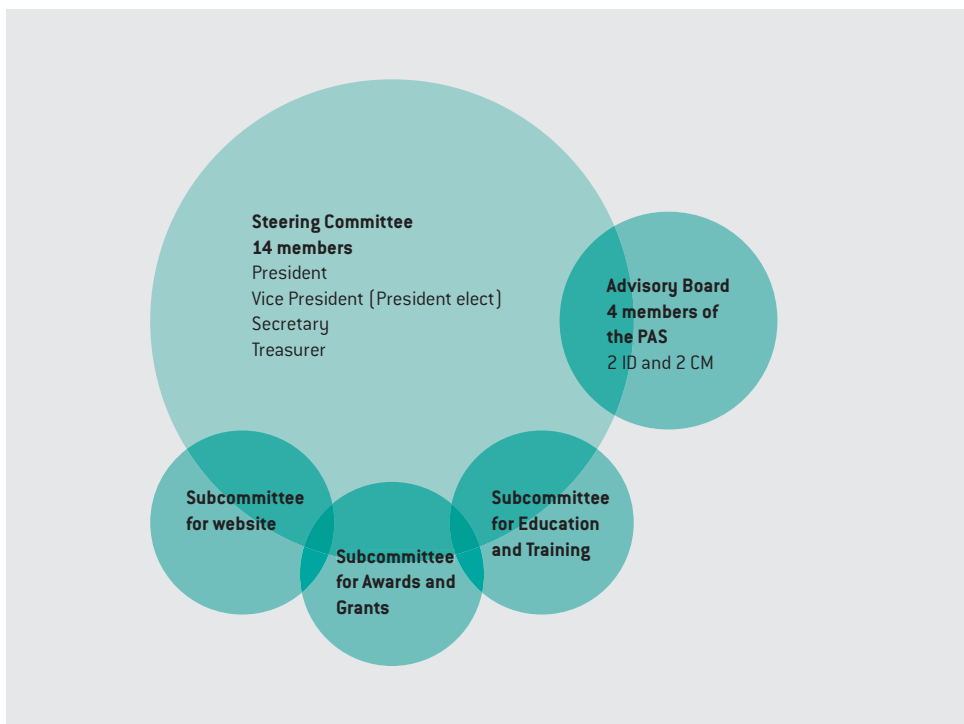
Gender equality means putting men and women on an equal footing. Not only ESCMID has an uneven gender distribution, there is, in general, a substantial gender imbalance in life and medical sciences, women making up half the student population, but holding only 15% of senior academic positions on average. This figure highlights that many women are very much present in the early phase of research and medical careers, but the majority of them disappear along the way. The reasons are diverse: different career tracks of men and women, social differences and family responsibilities, differences in application behaviour and under-representation on decision-making boards in almost all European countries.

Regardless of the gender, strong differences are easily perceived between North and South, and between East and West on our Continent. This affects participation in many ESCMID activities in spite of the indisputable advancements made over the last few years. The imbalance between members from different geographic areas not only affects participation of people from southern and eastern Europe in many activities, but for a long time has also meant a lower degree of interest in problems and pathologies typical of the afore-mentioned geographic areas

(i.e., antimicrobial resistance in Gram-negatives, parasitic diseases, emerging viral diseases, etc.). Apart from obvious considerations of equanimity, this is not compatible with the growth of our membership even beyond the European boundaries, and with the future of ESCMID as a modern, multifaceted scientific society.

As a matter of fact, another point of disequilibrium is clearly represented by people working in non-privileged fields, i.e. those that are not in one of the areas targeted for EU funding or do not enjoy wide popularity at present. ESCMID feels strongly committed to valuable but neglected fields mostly when they involve large parts of its membership, be they niche research fields or neglected diseases. The ESCMID enlargement means that we must broaden our scopes. ESCMID is no longer - nor it must be perceived as - an 'antibiotic club', but must complete its transition toward an open, multidisciplinary society encompassing the whole field of clinical microbiology and infectious diseases. The awards, grants and fellowships, the new *CMI* policy, and the very diverse educational activities, as described in more details elsewhere in this Yearbook, all certify this new trend at ESCMID, although we must be aware of the long way still to go, and of the profound mentality change entailed by this process.

The Trainee Association of ESCMID (TAE)



Organisation of TAE

Evelina Tacconelli, Professional Affairs Officer for Infectious Diseases, etacconelli@rm.unicatt.it

The contribution of the enthusiasm and knowledge of youth has always been fundamental for scientific discoveries in all disciplines of human knowledge and in particular in the field of biomedical sciences. For this reason, the European Community, in recent years, has been promoting different projects (as the European Union Contest for Young Scientists) and awards directed specifically to young researchers or scientists in training.

ESCMID has always been especially interested in increasing and supporting the scientific and medical contribution of young clinical microbiologists and infectious diseases specialists all over Europe. Twenty four percent of ESCMID members in 2009 were under 38 years of age. The Young Investigator Awards and the Observership project represent just two of many available examples that underline the importance of young scientists within the Society. Grants exclusively for young scientists presenting their abstracts at our Congress have significantly increased over

time. In particular, we do believe that by improving the content and quality of clinical training and encouraging appropriate research methodology for young scientists, we will provide them with better reasons to keep working in Europe and we will consequently grant European countries a more sophisticated level of health care assistance.

On 24 November 2009, to further increase the active participation of young scientists in the Society, the Trainee Association of ESCMID (TAE) was officially formed. The original idea was presented and discussed during the ECCMID 2009 by Nathalie van Burgel (current President of TAE). In the last year, Nathalie together with Giulia De Angelis (current vice-president of TAE) have been hardily and enthusiastically working on the project with great results. The Steering Committee includes 14 young members, recruited after contacting the ESCMID-affiliated national societies of Clinical Microbiology and Infectious Diseases. It is equally distributed between the two specialties with a fair balance between different European countries: Nathalie van Burgel, The Netherlands (President of TAE); Giulia De Angelis,



Founding meeting of the TAE in Leiden, The Netherlands on 24-25 November 2009, [l. to r.] Evelina Tacconelli, Giulia De Angelis, Zrinka Bosnjak, Kate Adams, Frieder Schaumburg, Judith Leitner, Benedikt Huttner, Elisabeth Nagy, Tomas Kacergius, Karin Werner, Noemi Bartha, Nathalie Van Burgel, Dasa Cerar, Botond Lakatos, Konstantin Icev

Italy (Vice-president); Kate Adams, UK (Secretary); Noemi Bartha, Hungary (Treasurer); Botond Lakatos, Hungary (Treasurer); Martijn Bauer, The Netherlands; Zrinka Bosnjak, Croatia; Dasa Cerar, Slovenia; Benedikt Huttner, Switzerland; Konstantin Icev, Republic of Macedonia; Tomas Kacergius, Lithuania; Judith Leitner, Austria; and Frieder Schaumburg, Germany. The participation of all European countries will be furthered in the forthcoming years by rotation of Steering Committee members who will be in the Committee for a maximum of 4 years. The association will be working under the supervision of Elisabeth Nagy and myself, in our capacity as the Professional Affairs Officers, and four members of the Professional Affairs Subcommittee. It is mainly directed to all ESCMID members trainees who are within 3 years after finishing their specialization. One of the main aims of TAE is to increase collaboration and connections between trainees in Europe with the aim of building a Europe-wide network of and for trainees in both specialties. Other goals are to provide additional medical training for CM and ID trainees, preferably by exploiting local experience; to work on har-

monizing the content and quality of training across Europe; and to improve collaboration of trainees. Members are also currently working on developing new projects on specific awards for trainees, grants, and a dedicated website.

ESCMID will be strongly supporting the activity of TAE in order to improve the presence and participation of trainees in the Society. We would also like to encourage all our young members to get actively involved in the new association and looking forward to receiving your feedback for current and future activities of the TAE.

ESCMID Collaborative Centres and Observerships

Networking across Europe

*Elisabeth Nagy, Professional Affairs
Officer Clinical Microbiology,
nagy@mlab.szote.u-szeged.hu*

Collaborative Centres

At the beginning of 2009 the ESCMID Collaborative Centre (ECC) programme was launched and had an excellent start with 33 registered ECCs. Right now there are 50 registered Collaborative Centres that can accept observers. These are ESCMID subsidised opportunities for members to spend up to one month at an ECCs.

The ECC programme is a unique opportunity to take part in international networking with observers from other countries. Participating institutions profit from stimulating and educational observership visits and international exchange. Furthermore, staff from ECCs will be given priority when applying for an ESCMID Observership in another country.

Requirements for Collaborative Centres

In Infectious Diseases, institutions with high volumes of patients with specific diseases, especially those which are rarely seen in all parts of Europe but also with non-exotica treated at a high standard are sought.

In Clinical Microbiology, we particularly invite institutions with specific diagnostic expertise, skills and organisational structures to apply. This includes high throughput institutions,

reference laboratories, laboratories with integrated bacteriology, virology and molecular microbiology, and laboratories with an international profile.

To apply, a representative from the institution submits a short profile online as well as two external references one of which being from another country.

In a second step, the representative is asked to provide more details about the institution/department for potential ESCMID Observers. Applications can be submitted throughout the year online through the ESCMID website at www.escmid.org/ecc.

We strongly encourage ESCMID members to nominate their own institutions as ESCMID Collaborative Centres. The benefits for both hosts and visitors are outstanding, and will foster international cooperation and friendship.

ESCMID Observerships

The ESCMID Observership programme provides funding for ESCMID members intending to visit an ESCMID Collaborative Centre in another country for one day to one month to learn good clinical and/or laboratory practice. Thirteen visits have taken place since the programme was opened in May 2009.

The programme is reserved for ESCMID members and staff of ESCMID Collaborative Centres are given priority. Applications for support can be submitted online throughout the year (www.escmid.org/observership) and are subject to review and approval by ESCMID.

List of 13 Observership visits which have taken place up to 24 February 2010

Name of Observers

Guijs J.H.M. Ruijs Laboratorium voor Medische Microbiologie en Infectieziekten AB, [Zwolle, The Netherlands](#)

Piotr Kochan Dept. of Bacteriology, Microbial Ecology and Parasitology Chair of Microbiology Jagiellonian University Medical College, [Cracow, Poland](#)

Lukasz Naumiuk Dept. of Clinical Microbiology Hospital of the Medical University of Gdansk, [Gdansk, Poland](#)

Antonios Papadopoulos 4th Dept. of Internal Medicine University of Athens Attikon University Hospital, [Athens, Greece](#)

Efthymia Giannitsioti 4th Dept. of Internal Medicine Attikon University General Hospital, [Athens, Greece](#)

Edith Urban Dept. of Clinical Microbiology University of Szeged, [Szeged, Hungary](#)

Dzmitry Piskun Department of Infectious Diseases Vitebsk State Medical University, [Vitebsk, Belarus](#)

Andert Rosingh Servicio de Microbiología y Parasitología. Universitario LaFe, [Valencia, Spain](#)

Ourlana Kakisi Microbiology Helena-Venizelou Hospital, [Athens, Greece](#)

Aggeliki Ntaikou
[Athens, Greece](#)

Maja Bombek Center za mikrobiologijo Zavod za zdravstveno varstvo, [Maribor, Slovenia](#)

Nina Gorisek Miksic Dept. of Infectious Diseases University Clinical Center Maribor, [Maribor, Slovenia](#)

Yusuf Engin Yaggin Izmir Büyükşehir Belediyesi Esrefpasa Hastanesi Mikrobiyoloji Laboratuvar, [Izmir, Turkey](#)

ECC host

Elizabeth Nagy University of Szeged, Institute of Clinical Microbiology, [Szeged, Hungary](#)

Amel Letaief Centre Hospitalier Universitaire [CHU] Farhat Hached, Department of Internal Medicine and Infectious Diseases, [Sousse, Tunisia](#)

Luis Martinez-Martinez University Hospital Marques de Valdecilla, Microbiology, [Santander, Spain](#)

Andrej Trampuz University Hospital (CHUV), Infectious Diseases Service, [Lausanne, Switzerland](#)

Andrej Trampuz University Hospital (CHUV), Infectious Diseases Service, [Lausanne, Switzerland](#)

John E. Degener University Medical Centre Groningen, Department of Medical Microbiology, [Groningen, The Netherlands](#)

Peter Kern Universitätsklinikum Ulm, Div. Infectious Diseases, [Ulm, Germany](#)

Bartel De Jongh St Antonius Hospital, Medical Microbiology and Immunology, [Nieuwegein, The Netherlands](#)

Jacques Schrenzel Geneva University Hospitals, Central Lab of Bacteriology, [Geneva, Switzerland](#)

Dubreuil Luc Raculté de Pharmacie, Clinical Bacteriology, [Lille, France](#)

Andrej Trampuz University Hospital (CHUV), Division of Infectious Diseases & Septic Unit, [Lausanne, Switzerland](#)

Andrej Trampuz University Hospital (CHUV), Division of Infectious Diseases & Septic Unit, [Lausanne, Switzerland](#)

Colin MacKenzie Heinrich-Heine-University, Institute of Medical Microbiology and Hospital Hygiene, [Dusseldorf, Germany](#)

List of ECCs and contact persons registered as of 1 March 2010

50 approved ESCMID Collaborative Centres. Some Centres are not yet eligible for the Observership Programme because full information is still pending.

- Belgium, Leuven: University Hospital Leuven, Laboratory Medicine, Johan Van Eldere (ID 82)
- Croatia, Zagreb: Clinical Hospital Centre Zagreb, Clinical and Molecular Microbiology, Smilja Kalenic (ID 58)
- Denmark, Copenhagen: Rigshospitalet, University of Copenhagen, Clinical Microbiology, Niels Hoiby (ID 79)
- France, Caen: CHU Cote de Nacre, Microbiology, Roland Leclercq (ID 116)
- France, Le Kremlin-Bicetre: Hopital Bicetre – South Paris Medical School, Bacteriology-Virology, Patrice Nordmann (ID 76)
- France, Lille: Raculté de Pharmacie, Clinical Bacteriology, Luc Dubreuil (ID 69)
- France, Lyon: Edouard Herriot Hospital, Infection Control and Epidemiology unit, Philippe Vanhems (ID 98)
- France, Tourcoing: Centre Hospitalier G. Dron, Maladies Infectieuses et du Voyageur, Yazdan Yazdanpanah (ID 59)
- Germany, Dusseldorf: Heinrich-Heine-University, Institute of Medical Microbiology and Hospital Hygiene, Colin MacKenzie (ID 37)
- Germany, Freiburg: Albert-Ludwigs-University, Division of Infectious Diseases, Winfried V. Kern (ID 60)
- Germany, Ulm: Universitätsklinikum Ulm, Comprehensive Infectious Diseases Center, Peter Kern (ID 41)
- Greece, Athens: IASO, Central Laboratory, Ekatherina Charvalos (ID 118)
- Greece, Athens: National School of Public Health, Microbiology, Alkiviadis Vatopoulos (ID 73)
- Greece, Marousi: Alfa Institute of Biomedical Sciences, Medicine, Matthew Falagas (ID 47)
- Greece, Thessaloniki: Hippokration Hospital, 3rd Dept Pediatrics, Infectious Diseases Unit, Emmanouel Roilides (ID 112)
- Hungary, Budapest: Semmelweis University, Microbiology Laboratorium of Department of Dermatology, Venerology and Dermatocology, Ferenc Rozgonyi (ID 75)
- Hungary, Budapest: St Laszlo Hospital, Dept. of Internal Medicine NoIV, Gyula Prinz (ID 68)
- Hungary, Szeged: University of Szeged, Institute of Clinical Microbiology, Elisabeth Nagy (ID 53)
- Italy, Milan: San Raffaele Scientific Institute, Emerging Bacterial Pathogens Unit Immunology, transplants and Infectious Diseases, Daniela Maria Cirillo (ID 96)
- Italy, Rome: National Institute for Infectious Diseases, Scientific Direction, Giuseppe Ippolito (ID 77)
- Italy, Rome: Università Cattolica, Infectious Diseases, Roberto Cauda (ID 72)
- Norway, Oslo: Norwegian Institute of Public Health, Bacteriology & Immunology, Dominique A. Caugant (ID 99)
- Norway, Tromsø: University Hospital of North Norway, Microbiology and Infection Control, Arnfinn Sundsfjord (ID 105)
- Poland, Cracow: Chair of Microbiology, Jagiellonian University Medical College, Department of Bacteriology, Microbial Ecology and Parasitology, Piotr Kochan (ID 101)
- Slovenia, Ljubljana: Institute of Microbiology and Immunology, Faculty of Medicine, University of Ljubljana, Mario Poljak (ID 78)
- Spain, Madrid: Fundación Jiménez Díaz-UTE, Clinical Microbiology, Jaime Esteban (ID 74)
- Spain, Madrid: Hospital General Universitario Hospital Gregorio Marañon, Clinical Microbiology and Infectious Diseases, Emilio Bouza (ID 100)
- Spain, Madrid: Ramon Y Cajal University Hospital, Clinical Microbiology, Rafael Canton (ID 80)
- Spain, Majadahonda: Instituto de Salud Carlos III, Mycology, Manuel Cuenca-Estrella (ID 66)
- Spain, Santander: University Hospital Marques de Valdecilla, Microbiology, Luis Martinez-Martinez (ID 35)
- Spain, Seville: Hospital Universitario Virgen Macarena, Microbiology, Alvaro Pascual (ID 49)
- Spain, Seville: Hospital Universitario Virgen Macarena, Infectious Diseases, Jesús Rodríguez-Baño (ID 57)
- Sweden, Växjö, Central Hospital, Clinical Microbiology, Gunnar Kahlmeter (ID122)
- Switzerland, Geneva: Geneva University Hospitals, Dept Internal Medicine, Jacques Schrenzel (ID 71)
- Switzerland, Lausanne: University Hospital (CHUV), Infectious Diseases Service, Andrej Trampuz (ID 102)
- The Netherlands, Nijmegen: Canisius Wilhelmina Ziekenhuis (CWZ), Clinical Microbiology & Infectious Diseases, Andreas Voss (ID 56)
- The Netherlands, Amsterdam: Academic Medical Center, the Netherlands Reference Laboratory for Bacterial Meningitis, Arie van der Ende (ID 97)
- The Netherlands, Groningen: University Medical Centre Groningen, Medical Microbiology, John Edward Degener (ID 70)
- The Netherlands, Nieuwegein: St Antonius Hospital, Medical Microbiology and Immunology, Bartelt M. de Jongh (ID 65)
- The Netherlands, Zwolle: Isala Llinieken, Laboratorium voor Medische Microbiologie en Infectieziekten (LMMI), Gijs JHM Ruijs (ID 43)
- Tunisia, Sousse: Centre Hospitalier Universitaire (CHU) Farhat Hached, Infectious Diseases, Amel Letaief (ID 52)
- Turkey, Ankara: Gulhane Military Medical Academy, Clinical Microbiology and Infectious Diseases, Omer Coskun (ID 42)
- Turkey, Ankara: Hacettepe University School of Medicine, Infectious Diseases, Murat Akova (ID 63)
- Turkey, Samsun: Ondokuz Mayıs University Medical School, Infectious Diseases & Clinical Microbiology, Hakan Leblebicioglu (ID 103)
- United Kingdom, Cambridge: Addenbrooke's Hospital, Infectious Diseases, Effrossyni Gkrania – Klotsas (ID 50)
- United Kingdom, Glasgow: Microbiology, Greater Glasgow & Clyde, Scottish Haemophilus Legionella Meningococcus & Pneumococcus Reference Laboratory (SHLMPRL), Mathew Diggle (ID 95)
- United Kingdom, Headington, Oxford: Nuffield Orthopaedic Centre NHS Trust, Bone Infection Unit, Bridget Atkins (ID 54)
- United Kingdom, London: Antibiotic Resistance Monitoring & Reference Laboratory (ARMRL), HPA Centre for Infections, Neil Woodford (ID 108)
- United Kingdom, London: Royal Free Hospital, Medical Microbiology, Indran Balakrishnan (ID 117)
- United Kingdom, Sheffield: Sheffield Royal Hallamshire Hospital, Infectious Diseases, Robert C Read (ID 55)

EUCAST in 2010

www.eucast.org

*Derek Brown, EUCAST Scientific Secretary,
derek.brown222@btinternet.com*
*Gunnar Kahlmeter, EUCAST Chairman,
gunnar.kahlmeter@ltkronoberg.se*

EUCAST is the European Committee on Antimicrobial Susceptibility Testing. It aims to provide common European breakpoints and antimicrobial susceptibility methodology. Over the years ESCMID has provided the administrative, financial and scientific framework for EUCAST, which is currently supported (3 years from September 2008) by ECDC.

EUCAST now has harmonised breakpoints for all widely used existing antibacterial agents. In addition, breakpoints have been set for several new agents as part of the licensing process by the European Medicines Agency (EMA). Work has begun on setting breakpoints for less commonly used agents. There is a clear need for revision of breakpoints to meet the demands of new resistance mechanisms, extended indications or new administration forms or dosages. For these reasons the glycopeptide breakpoints have been reassessed and modified breakpoints published recently (www.eucast.org/clinicalbreakpoints).

All European breakpoints are freely available on the EUCAST website. It also gives details of EUCAST organisation, activities and guidelines, and copies of all EUCAST publications for download. MIC distributions of bacteria and fungi, with wild type populations highlighted and epidemiological cut-off values included for surveillance (Figure 1) can be found at www.eucast.org/mic. The MIC website now includes collated data from over 20 000 MIC distributions from worldwide sources.

Responses to consultation on implementation of EUCAST breakpoints indicated that there was a need to provide a disk diffusion method calibrated to EUCAST clinical MIC breakpoints

and in December 2009 EUCAST published methodology and breakpoints for a disk diffusion method (available on www.eucast.org/diskdiffusion). The MIC website has been extended to include zone diameter distributions based on the new EUCAST method (Figure 2) and breakpoints are supported by graphs relating MIC to zone diameter distributions (Figure 3). In addition, EUCAST breakpoints have been or are currently being implemented in various automated susceptibility testing systems.

EUCAST is promoting the establishment of national antibiotic committees (NAC) in countries where there is currently no such group. Several countries have already formed a NAC. The most important task of the NAC is to provide a national strategy for antimicrobial susceptibility testing and help implement EUCAST breakpoints and methods. For the future the Steering Committee hopes that representatives of NAC constitute the EUCAST General Committee.

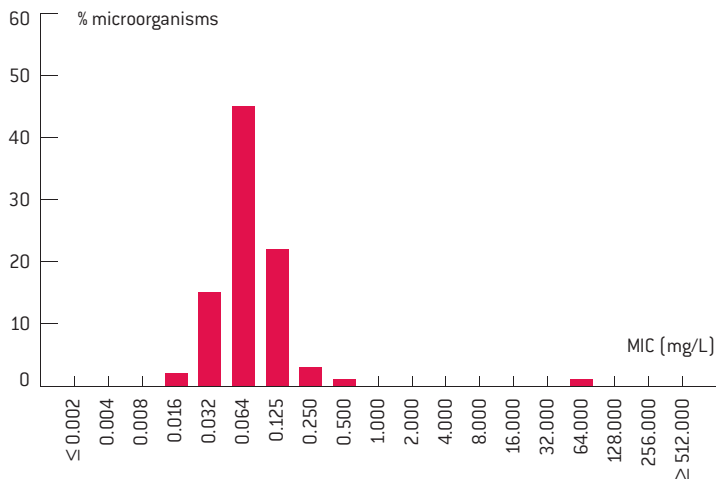
The EUCAST subcommittee dealing with antifungal agents continues to work on breakpoints for several antifungal agents and to investigate technical aspects of methods for fungi. The subcommittee on expert rules is working on an update to the published expert rules and a computer programme to apply the rules is in the late stages of development. The anaerobe subcommittee advises the Steering Committee on breakpoints for anaerobes.

Today, EUCAST is accepted as the European antimicrobial breakpoint committee by the profession, by national breakpoint committees in Europe, the European Medicines Agency (EMA), the European Centre for Disease Control (ECDC), the European Food Safety Authority (EFSA), the pharmaceutical industry and the susceptibility testing devices industry. In Europe there is currently an accelerating trend to use EUCAST breakpoints and methods instead of others.

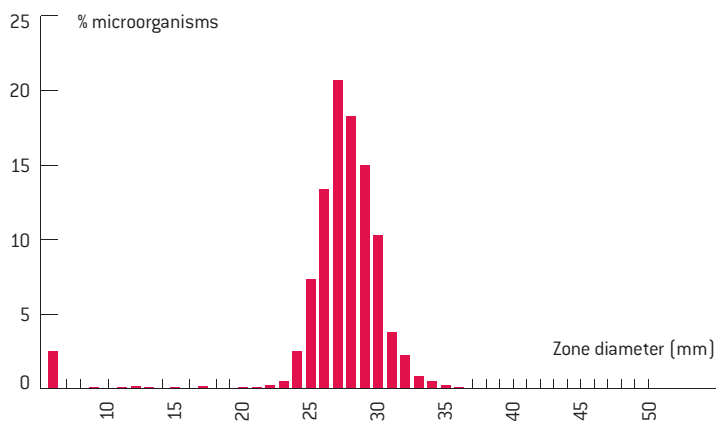


Measurement
of a zone diameter

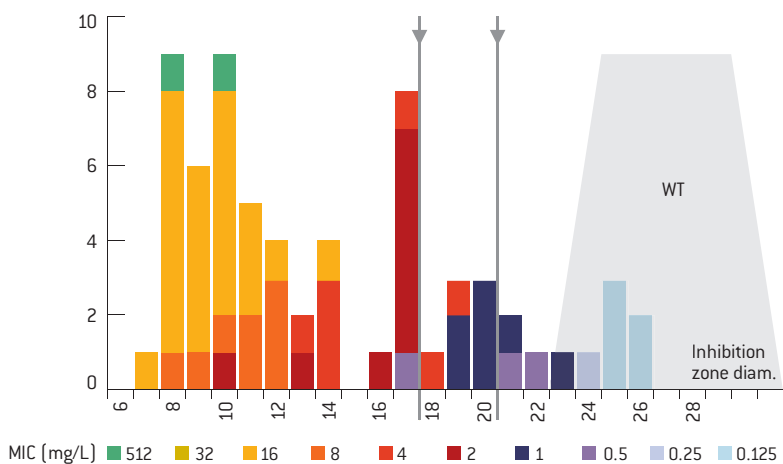
1. EUCAST MIC distribution for *E. coli* with cefotaxime ¹⁾



2. EUCAST zone diameter distribution for *E. coli* with cefotaxime ²⁾



3. EUCAST MICs and zone diameters for *E. coli* with cefotaxime ³⁾



How EUCAST is structured

The Steering Committee carries out the majority of the work of EUCAST and directs EUCAST activity. It consists of a central management team (Chair, Scientific Secretary and Clinical Data Co-ordinator), one representative of each of the six founding national antibiotic breakpoint committees in Europe and two representatives of the EUCAST General Committee. The EUCAST General Committee constitutes a European network with each European country invited to appoint a member. The General Committee meets once yearly at the ECCMID and between meetings is consulted on all matters of importance. EUCAST also has consultative networks of experts in the antimicrobial chemotherapy field, and representatives of the pharmaceutical industry and susceptibility device manufacturers. The networks are consulted by email on relevant matters. They are invited to attend the annual open General Committee meeting. EUCAST also consults more widely on proposals via the EUCAST website.



EUCAST Steering Committee members at ECCMID 2009: from left to right: Johan Mouton, The Netherlands; Rafael Canton, Clinical Data co-ordinator; Arnfinn Sundsfjord, Norway; Derek Brown, Scientific Secretary; Gunnar Kahlmeter, Chairman; Alasdair MacGowan, UK; Christian Giske, Sweden; Paul Tulkens, General Committee (ISC); Claude-James Soussy, France; Antti Hakanen, General Committee (Finland). Not present: Luc Dubreuil, France; Arne Rodloff, Germany; Martin Steinbakk, Norway

- 1) MIC, 10829 observations (57 data sources); Epidemiological cut-off: WT ≤ 0.25 mg/L
Clinical breakpoints: S ≤ 1 mg/L, R > 2 mg/L
- 2) EUCAST disk diffusion method. Disk content: 5; 4879 observations (2 data sources); Epidemiological cut-off: –;
Clinical breakpoints: S ≥ 21 mm, R < 18 mm
- 3) Establishment of the zone diameter breakpoints (left line indicates S breakpoint, right line R) corresponding to the clinical MIC breakpoint. *E. coli*/Cefotaxime 5 μ g; MIC S ≤ 1 mg/L, R > 2 mg/L; zone S ≥ 21 mm, R < 18 mm, WT = wild type MIC 0.016 – 0.25 mg/L

All data is from the EUCAST website (www.eucast.org).

TROCAR – Translational Research on Combating Antimicrobial Resistance: The Project after One Year



Jordi Vila, ECCMID Programme Director and Coordinator of TROCAR, j.vila@ub.edu

About the project

The dramatic increase of new antibiotic resistance genes and the prevalence of bacteria resistant to multiple antibiotics are reason for concern. The problem includes not only the spread of clonal strains but also of mobile genetic elements.

The driving concept of TROCAR is to investigate the fundamentals of the epidemiology of new highly virulent multiresistant strains. The project focuses on: methicillin-resistant *Staphylococcus aureus* (MRSA); vancomycin-resistant *Enterococcus* spp. (VRE); extended-spectrum, metallo- and acquired AmpC beta-lactamase (ESMAC-BL) producing Enterobacteriaceae; multidrug-resistant *Pseudomonas aeruginosa*; and multidrug-resistant *Acinetobacter baumannii*.

This project is therefore motivated by three main questions:

1. Are certain resistant strains more epidemic than others? Are certain strains more prone to persist in the human environment? If so, why?
2. Do epidemic and persistent strains have specific virulence, physiological, colonization, or transmission-facilitating traits that non-epidemic strains do not have?
3. What is the origin and mechanisms of acquisition of these fitness-increasing traits in resistant bacteria? Might the elucidation of these mechanisms provide new insights for prediction and intervention?

TROCAR harnesses the collective potential of several leading European research groups for advanced molecular investigations on the natural history and evolutionary trajectories of new and highly virulent multi-drug resistant strains of bacterial pathogen, causing particular concern to hospitals and the community and provides the scientific and public health community in Europe with advanced state-of-the-art research lines for interventions and progress towards goals for the strategic control of these pathogens.

Within this framework, the project is focused on three major strategic aims:

1. The definition of the major high-risk resistant clones based on an appropriate representative collection and new clinical

strains obtained during molecular epidemiological studies in hospitals and laboratories collaborating with their respective National Excellence Laboratories in European countries using a standardised protocol.

2. The promotion of collaborative European research to investigate, by genomic and proteomic approaches, specific traits associated with virulence, transmission, persistence and resistance of epidemic clones in comparison with non-epidemic clones as well as resistance determinants and their genetic location in horizontal gene transfer units and their genetic environment.
3. The development of bioinformatic tools to fully exploit the genomics data and allow the rapid identification of resistant strains with heightened epidemic potential.

By combining the outputs of the project it should be possible to recommend novel control measures to limit or prevent the spread of highly virulent multi-drug resistant clones: from molecules to preventive action.

Results after one year

During the first year of TROCAR an inventory of strains of MRSA, VRE, *P. aeruginosa* and *A. baumannii* has been set up. The genomes of these selected strains are currently being sequenced. The speed with which genetic change accumulates in populations of pathogenic bacteria is a key parameter that is crucial for understanding the emergence of traits such as increased virulence or antibiotic resistance, together with the forces driving pathogen spread. Several strains which are highly prevalent in Europe have been selected and the above-mentioned issue is being investigated.

In addition, research activities have been developed on antibiotic resistance as well as epidemiological traits of the bacterial species included in the project. Most of the research is related to the genetics, biochemistry and epidemiology of antimicrobial resistance.

The scientific activity generated under the TROCAR project can be found on the publication list below as well as on our website www.trocarproject.eu.

TROCAR publications to date

- Geographic distribution of *Staphylococcus aureus* causing invasive infections in Europe: a molecular-epidemiological analysis. Grundmann H, Aanensen DM, van den Wijngaard CC, Spratt BG, Harmsen D, Friedrich AW; European Staphylococcal Reference Laboratory Working Group. *PLoS Med.* 2010 Jan 12;7(1):e1000215
- In vivo selection of imipenem-resistant *Klebsiella pneumoniae* producing extended-spectrum beta-lactamase CTX-M-15 and plasmid-encoded DHA-1 cephalosporinase. Cuzon G, Naas T, Guibert M, Nordmann P. *Int J Antimicrob Agents.* 2009 Dec 22
- Characterization of regulatory element Rp3 of regulation of beta-lactamases from *Ralstonia pickettii*. Girlich D, Kolb A, Naas T, Nordmann P. *FEMS Microbiol Lett.* 2009 Nov;301(1):50 – 6
- Emerging *Klebsiella pneumoniae* isolates coproducing KPC-2 and VIM-1 carbapenemases. Giakkoupi P, Pappa O, Polemis M, Vatopoulos AC, Miriagou V, Zioga A, Papagiannitsis CC, Tzouveleki LS. *Antimicrob Agents Chemother.* 2009 Sep;53(9):4048 – 50
- VEB-6 extended-spectrum beta-lactamase-producing *Proteus mirabilis* from Sultanate of Oman. Potron A, Poirel L, Elhag K, Al Yaquobi F, Nordmann P. *Int J Antimicrob Agents.* 2009 Nov;34(5):493 – 4
- First isolation of the blaOXA-23 carbapenemase gene from an environmental *Acinetobacter baumannii* isolate. Girlich D, Poirel L, Nordmann P. *Antimicrob Agents Chemother.* 2010 Jan;54(1):578 – 9
- Molecular epidemiology and mechanisms of carbapenem resistance in *Pseudomonas aeruginosa*. Rodríguez-Martínez JM, Poirel L, Nordmann P. *Antimicrob Agents Chemother.* 2009 Nov;53(11):4783 – 8
- Worldwide dissemination of the blaOXA-23 carbapenemase gene of *Acinetobacter baumannii*. Mugnier PD, Poirel L, Naas T, Nordmann P. *Emerg Infect Dis.* 2010 Jan;16(1):35 – 40
- VIM-19, a metallo-beta-lactamase with increased carbapenemase activity from *Escherichia coli* and *Klebsiella pneumoniae*. Rodríguez-Martínez JM, Nordmann P, Fortineau N, Poirel L. *Antimicrob Agents Chemother.* 2010 Jan;54(1):471 – 6
- Seagulls and beaches as reservoirs for multidrug-resistant *Escherichia coli*. Simões RR, Poirel L, Da Costa PM, Nordmann P. *Emerg Infect Dis.* 2010 Jan;16(1):110 – 2. Rapid detection of CTX-M-producing *Enterobacteriaceae* in urine samples. Oxacelay C, Ergani A, Naas T, Nordmann P. *J Antimicrob Chemother.* 2009 Nov;64(5):986 – 9
- Prevalence of plasmid-mediated quinolone resistance determinants in *Enterobacteriaceae* from Tunisia. Dahmen S, Poirel L, Mansour W, Bouallégue O, Nordmann P. *Clin Microbiol Infect.* 2009 Jul 24. [Epub ahead of print]
- Predominance of CTX-M-type extended-spectrum beta-lactamase genes among enterobacterial isolates from outpatients in Brazil. Minarini LA, Poirel L, Trevisani NA, Darini AL, Nordmann P. *Diagn Microbiol Infect Dis.* 2009 Oct;65(2):202 – 6
- Plasmid-mediated 16S rRNA methylases among extended-spectrum-beta-lactamase-producing *Salmonella enterica* Senftenberg isolates from Algeria. Naas T, Bentchouala C, Lima S, Lezzar A, Smati F, Scheftel JM, Nordmann P. *J Antimicrob Chemother.* 2009 Oct;64(4):866 – 8
- OXA-143, a novel carbapenem-hydrolyzing class D beta-lactamase in *Acinetobacter baumannii*. Higgins PG, Poirel L, Lehmann M, Nordmann P, Seifert H. *Antimicrob Agents Chemother.* 2009 Dec;53(12):5035 – 8. Epub 2009 Sep 21
- Overexpression of the naturally occurring blaOXA-51 gene in *Acinetobacter baumannii* mediated by novel insertion sequence ISAbA9. Figueiredo S, Poirel L, Papa A, Koulourida V, Nordmann P. *Antimicrob Agents Chemother.* 2009 Sep;53(9):4045 – 7
- Novel ambler class A carbapenem-hydrolyzing beta-lactamase from a *Pseudomonas fluorescens* isolate from the Seine River, Paris, France. Girlich D, Poirel L, Nordmann P. *Antimicrob Agents Chemother.* 2010 Jan;54(1):328 – 32
- Nosocomial spread of ESBL-positive *Enterobacter cloacae* co-expressing plasmid-mediated quinolone resistance Qnr determinants in one hospital in France. Potron A, Poirel L, Bernabeu S, Monnet X, Richard C, Nordmann P. *J Antimicrob Chemother.* 2009 Sep;64(3):653 – 4
- ISCR2, another vehicle for bla(VEB) gene acquisition. Poirel L, Mugnier PD, Toleman MA, Walsh TR, Rapoport MJ, Petroni A, Nordmann P. *Antimicrob Agents Chemother.* 2009 Nov;53(11):4940 – 3
- Diversity of beta-lactamases produced by ceftazidime-resistant *Pseudomonas aeruginosa* isolates causing bloodstream infections in Brazil. Picão RC, Poirel L, Gales AC, Nordmann P. *Antimicrob Agents Chemother.* 2009 Sep;53(9):3908 – 13. Epub 2009 Jul 13.
- Diversity, epidemiology, and genetics of class D beta-lactamases. Poirel L, Naas T, Nordmann P. *Antimicrob Agents Chemother.* 2010 Jan;54(1):24 – 38
- Characterization of fluoroquinolone resistance in a clinical isolate of *Pseudomonas stutzeri*. Rodríguez-Martínez JM, Poirel L, Al Naiemi N, Debets-Ossenkopp YJ, Nordmann P. *J Antimicrob Chemother.* [Epub ahead of print]
- BEL-2, an extended-spectrum beta-lactamase with increased activity toward expanded-spectrum cephalosporins in *Pseudomonas aeruginosa*. Poirel L, Docquier JD, De Luca F, Verlinde A, Ide L, Rossolini GM, Nordmann P. *Antimicrob Agents Chemother.* 2010 Jan;54(1):533 – 5
- Constitutive SoxS expression in a fluoroquinolone resistant strain with a truncated SoxR; identification of a new member of the marA/SoxS/rob regulon, mdtG. Fàbrega A, Martín RG, Rosner JL, Tavio MM, Vila J. *Antimicrob Agents Chemother.* 2010 64:1218 – 25
- Evolution of antimicrobial resistance in enteroaggregative *Escherichia coli* and enterotoxigenic *Escherichia coli* causing traveller's diarrhoea. Mendez Arancibia E, Pitart C, Ruiz J, Marco F, Gascón J, Vila J. *J Antimicrob Chemother.* 2009 Aug;64(2):343 – 7
- Prevalence of the set-1B and astA genes encoding enterotoxins in uropathogenic *Escherichia coli* clinical isolates. Soto SM, Guiral E, Bosch J, Vila J. *Microb Pathog.* 2009 Dec;47(6):305 – 7



Group photo at Helsinki meeting 2009:

seated [l. to r.] Laurent Poirel, Patrice Nordmann, David M. Livermore, Cornelius Schmalz, Saara Salmenlinna; standing [l. to r.] Elisabet Guiral, Patricia Ruiz-Garbajosa, Rafael Cantón, Thierry Naas, Alkiviadis Vatopoulos, Karin Werner, Hajo Grundmann, Rosario Mato Labos, Jordi Vila, Wolfgang Witte, Herminia de Lencastre, Neil Woodford, Jaana Vuopio, Ignasi Roca, Pentti Kuusela, Minna Karden-Lilja

TROCAR Workpackages

1. Project coordination activities
2. The epidemiology and data exchange platform
3. Comparative genomics and proteomics of established and emerging MRSA epidemic clones
4. Deciphering vancomycin-resistant *Enterococcus faecium*
5. Extended-spectrum, metallo- and acquired AMPC beta-lactamase (ESMAC-BL) emerging threats in Enterobacteriaceae
6. Genomics, drug resistance and physiology of MDR *Pseudomonas aeruginosa* and *Acinetobacter baumannii* strains
7. Computational biology and evolutionary analysis
8. Dissemination and exploitation

ESCMID Medical Guidelines



Robert Read, Professional Affairs Officer
Infectious Diseases, r.c.read@sheffield.ac.uk

Below you will find an overview of the recently published and ongoing guidelines.

Published ESCMID guidelines or joint guidelines in 2009 and 2010

- Treatment guidance document for *Clostridium difficile* infection. Bauer MP, Kuijper EJ, van Dissel JT, *Clin Microbiol Infect* 2009; 15: 1067 – 1079
- Data review and recommendations for diagnosing *Clostridium difficile*-infection (CDI). Crobach MJT, Dekkers OM, Wilcox MH and Kuijper EJ, *Clin Microbiol Infect* 2009; 15: 1053 – 1066
- Guidelines on prevention, diagnosis and treatment of infective endocarditis. Habib G (Chairperson), Hoen B, Tornos P, Thuny F, Prendergast B, Vilacosta I, Moreillon P, Antunes MJ, Thilen U, Lekakis J, Lengyel M, Muller L, Naber CK, Nihoyannopoulos P, Moritz A, Zamorano JL. *EJH* 2009; 30: 2369 – 2413
- Diagnosis, prevention, and treatment of catheter-associated urinary tract Infection in adults: 2009 international clinical practice guidelines from the Infectious Diseases Society of America in cooperation with ESCMID. Hooton TM, Bradley SF, Cardenas DD, Colgan R, Geerlings SE, Rice JC, Saint S, Schaeffer A, Tambayh PA, Tenke P, Nicolle LE. *Clin Infect Dis* 2010; 50: 625 – 663

ESCMID guidelines or joint guidelines in progress

- Cystitis-Uncomplicated Urinary Tract Infections (UTI) – in cooperation with the Infectious Diseases Society of America (IDSA).
- Candida guidelines. ESCMID Fungal Study Group (EFISG) is preparing a European guideline for the diagnosis and therapy of Candida diseases. The EFISG guideline coordinator is Andrew Ullmann.
- Sore Throat Guidelines. The ESCMID Sore Throat Guideline group, chaired by Pentti Huovinen, is writing evidence based guidelines of etiology, diagnosis and treatment of sore throat, one of the most common troubles in outpatients. The work started 2009 and will be ready in 2010. Outline and principles of the guideline will be presented for discussion in ECCMID, Vienna, 11 April 2010.
- Joint ESCMID-ERS guidelines on lower respiratory tract infections. ESCMID representatives are Javier Garau and Robert Read. Reporting and publishing is planned in 2011

We encourage members and collaborators to propose suitable topics for the development of ESCMID guidelines. Suggestions of excellent national guidelines, which can serve as templates for European ‘expansion’, and of experts willing to lead a writing committee are also welcome.

On the ESCMID website you can find a number of guidelines developed with or endorsed by the Society at www.escmid.org/guidelines.

Florence, Italy, 23 April 2010

3rd International Day for Fighting Infection

Hospitals and Infectious Patients Throughout the Centuries



In 2010 ESCMID will celebrate once again the International Day for Fighting Infection by organizing a one-day symposium on milestones in the history of infections.

This 3rd edition will be held again on St. George's Day and will trace the evolution over the centuries of infection control in hospitals and of ad-hoc hospitals for infectious patients.

Scientific Programme

- Hospitals and monks. *Vivian Nutton, UK*
- Hospitaller services during the crusader period. *Charles Savona-Ventura, Malta*
- The hospital in the medieval Islamic world. *Ilber Ortayli, Turkey*
- The republic of Venice and its lazarettos as bastions of public health along Mediterranean sea routes. *Thalia Sardi, Greece*
- Semmelweis and the childbed fever. *Didier Pittet, Switzerland*
- Florence Nightingale's impact on infection control and hospital epidemiology. *Gillian Gill, USA*
- From pest-houses to smallpox and fever Hospitals: the development of the London hospital system. *David Wright, UK*
- TB, sanatoria and 'Zauberberg'. *Dario Olivieri, Italy*
- Poliomyelitis and the origins of ICUs. *Jean Carlet, France*
- Point-of-care diagnostic and patient management in hospitals. *Didier Raoult, France*
- Flu and hospital. *Albert Osterhaus, The Netherlands*
- High-level isolation units today. *Giuseppe Ippolito, Italy*

Scientific Secretariat

Giuseppe Cornaglia
Department of Pathology
and Diagnostics
University of Verona
37134 Verona, Italy

Phone +39 045 802 71 96

Fax +39 045 802 71 01

giuseppe.cornaglia@univr.it

Conference Secretariat

Loredana Rohrbach
ESCMID Executive Office
Association House
Freie Strasse 90
4051 Basel, Switzerland

Phone +41 61 686 77 92

Fax +41 61 686 77 98

loredana.rohrbach@escmid.org

Registration Procedure

The registration form can be found on the ESCMID website at www.escmid.org/conferences.

Registration Fee

EUR 130

The registration fee includes the scientific sessions, printed conference material, lunch and coffee breaks, but not travel and accommodation costs.


In cooperation with:



and supported by:

THE LANCET Infectious Diseases

ESCMID Collaboration at the Ditan International Conference on Infectious Diseases, Beijing, China



Giuseppe Cornaglia, representing ESCMID with Jun Cheng, Conference Co-chair



Registration desk on first day



Delegates at plenary lecture



Delegates in poster area

After the successful experience of last year's edition, and as a follow up to our previous initiatives in this country, ESCMID has endorsed also in 2009 the Ditan International Conference on Infectious Diseases (3rd DICID) held in Beijing on 30 July–2 August. The theme of this year's conference was 'World Dialogue on Infectious Diseases'.

The DICID, with its broad and stimulating programme, represents something new in the landscape of infectious diseases meetings in China, traditionally focusing almost exclusively on viral hepatitis. The organisers intention is to help enhance the development and scientific exchange in the field of infectious diseases, link up the medical communities in the field and provide a training platform for the young generation.

An increase in the individual registrations and substantial participation from the neighbouring countries shows the demand for the conference and the expanding role the DICID plays in the scientific landscape of this rapidly evolving area.

ESCMID has thoroughly discussed with the organisers how to increase and better establish our presence in the 2010 edition, by means of ad-hoc symposia and educational workshops.

As a result, ESCMID will officially co-organise the 4th DICID,

scheduled on 15–18 July 2010, and will endorse two sessions, namely one on Antimicrobial Resistance in China and Europe and one presenting the DICID attendees with 'The best from ECCMID 2010'.

A 2-day workshop, also held in Beijing and co-organised with the ESGARS Study Group, will precede the 4th DICID. We plan to welcome 300 scientists selected from 100 infectious disease hospitals throughout China. The workshop – which will cover bacterial infections, antibiotics, drug resistance and hospital infection control – is meant to generate in-depth discussion between ESCMID and experts from China, and to get Chinese scientists better acquainted with European protocols and guidelines.

Cooperative Initiatives in the Russian Federation

Highlights from IACMAC/ESCMID Conference, May 2009



Roman Kozlov, chair, opening the conference



Participants during registration



Unveiling of the monument to Leonid S. Stratchounski

Highlights from First Volga Region School on Antimicrobial Therapy in Kazan, March 2010



Giuseppe Cornaglia during his presentation



Opening of conference



Participants during plenary session

For the fifth consecutive year, ESCMID has joined the Interregional Association for Clinical Microbiology and Antimicrobial Chemotherapy (IACMAC), chaired by Roman Kozlov, to organise an International IACMAC/ESCMID conference on antimicrobial therapy. The conference was held on 24–26 May 2009 in Moscow, Russia and was attended by over 1000 participants from 36 regions of Russia.

The ESCMID delegation was composed of Giuseppe Cornaglia, Fernando Baquero, Gian Maria Rossolini and Cornelia Lass-Flörl.

IACMAC (www.iacmac.ru/iacmac/en), an ESCMID-affiliated Society, has established programmes of regional and interregional antibiotic resistance monitoring in Russia. Most activities are organised by the Institute of Antimicrobial Chemotherapy (IAC), founded in 1999 by the late Leonid S. Stratchounski, at the Department of Clinical Pharmacology of Smolensk State Medical Academy, and aimed at increasing the level of scientific research in clinical microbiology and antimicrobial chemotherapy.

The Conference was followed by a ceremony held in Smolensk, during which a monument to Prof Stratchounski was inaugurated in the presence of ESCMID representatives.

To help IACMAC develop plans for further expanding their programmes to the national level, ESCMID has also participated in the First Volga Region School on Antimicrobial Therapy, held in Kazan on 1–3 March 2010 and attended once again by roughly 1000 participants from the Tatarstan Republic.

Joint meeting between ESCMID and the Asociación Panamericana de Infectología (API) in Caracas, Venezuela

For the second consecutive year, ESCMID joined forces with scientists from Latin America to organise a workshop on antimicrobial resistance on 12–13 June 2009. This joint meeting focused on ‘Resistencia Bacteriana: Mecanismos, Detección y Epidemiología Molecular’. The ESCMID delegation was composed of Giuseppe Cornaglia, Jordi Vila and Luis Martínez-Martínez. The workshop was organised by Manuel Guzmán Blanco and attended by more than 100 young attendees, mostly microbiologists in training, some of which could also attend afternoon sessions with practical demonstrations of laboratory techniques.

The ESCMID delegation also visited the northernmost part of Venezuela to participate in the workshop ‘Mecanismos de Resistencia Bacteriana en Patógenos Hospitalarios’, organised by Lorena Abadía Patiño in Cumaná. Roughly one hundred young microbiologists attended the workshop and discussed local issues of antimicrobial resistance with the ESCMID delegations and possible cooperative initiatives between European centres and the Antimicrobial Resistance Laboratory run by Abadía Patiño at the Instituto de Investigaciones en Biomedicina y Ciencias Aplicadas de la Universidad de Oriente.



The ESCMID delegation, Jordi Vila, Luis Martínez-Martínez and Giuseppe Cornaglia (l. to r.) in Caracas (upper right picture) with Manuel Guzmán Blanco and in Cumaná (above picture) with Abadía Patiño



Session at joint workshop in Venezuela

Antimicrobial Resistance among Bacterial Pathogens: Mechanisms, Detection and Molecular Epidemiology

Workshop report

ESCMID organised a workshop on antimicrobial resistance and epidemiology in El Cairo, Egypt from 1–3 October 2009 with the American Society for Microbiology (ASM) and the Cairo University and the Society of Practitioners of Infection Control of Egypt (SPIC Egypt).

Its objective was to provide the participants with updated background information and a short practical approach to the study of the mechanisms of antimicrobial resistance. Further aims were to discuss the molecular epidemiology in clinically relevant Gram-positive and Gram-negative bacteria. The event took place at the School of Medicine, Cairo University. One hundred students from different African countries met for a theoretical presentation during the morning and in the afternoon 20 students from selected institutions participated in microbiology practice sessions.

The first two days were dedicated to Gram-negative and Gram-positive bacteria. The third day was devoted to different topics: in the morning new tools on diagnosis of infectious diseases, antimicrobial resistance investigation and genetic units of resistance as well as legal aspects of biosafety and biosecurity. The afternoon module was dedicated to epidemiological aspects. Additionally, the background of molecular epidemiology, mainly analysis of chromosomal DNA by digestion with low-frequency restriction enzymes, and pulsed field gel electrophoresis was discussed.

During the afternoon practical sessions participants learned how to perform various methods to search for mechanisms of resistance to antimicrobial agents. Specifically, the mutations in the *gyrA* and *gria* genes associated with quinolone resistance in *S. aureus* were determined by PCR-RFLP, followed by characterization of the cassette carrying the *mecA* gene in the same microorganism. In addition, participants carried out detection of the *blaTEM* and *blaOXA* genes. On the last day hypothetical aspects of the applied tools as well as data obtained were discussed in depth. We think that this was a good opportunity for the young clinical microbiologists and infectious diseases specialists from Africa to improve their knowledge and become more familiar with ESCMID's offerings.



ESCMID / ISID Memorandum of Understanding



On 18 May 2009, Giuseppe Cornaglia, ESCMID President, and Raul E. Isturiz, President of the International Society of Infectious Diseases (ISID), signed a Memorandum of Understanding on behalf of the two societies.

Upcoming ECCMIDs

20th ECCMID
Vienna, Austria
10 – 13 April 2010

21st ECCMID / 27th ICC
Milan, Italy
7 – 10 May 2011

22nd ECCMID
London, UK
31 March – 3 April 2012

23rd ECCMID
Berlin, Germany
27 – 30 April 2013



ESCMIID 

European Congress of
Clinical Microbiology
and Infectious Diseases
International Congress
of Chemotherapy

**Milan, Italy
7–10 May 2011**

**ECCMID
ICC**

21st
27th



www.escmid-icc2011.org



ESCMIID EUROPEAN SOCIETY
OF CLINICAL MICROBIOLOGY
AND INFECTIOUS DISEASES

European Congress of
Clinical Microbiology
and Infectious Diseases

**London, UK
31 March – 3 April 2012**

ECCMID

22nd



www.escmid.org/eccmid2012

Upcoming Events at a Glance

More detailed information about ESCMID courses and conferences as well as general information about other events can be found on the ESCMID website (www.escmid.org) under Dates & Events.

Postgraduate Education Courses and Workshops

- 26 – 30 Apr 2010 **Molecular Typing Methods for Bacterial Pathogens**
Zagreb, Croatia
ESCMID Postgraduate Technical Workshop
- 7 – 11 Jun 2010 **Postgraduate Workshop in Clinical Parasitology**
Amsterdam, The Netherlands
ESCMID Postgraduate Technical Workshop
- 20 – 25 Jun 2010 **8th Workshop “Professor V. J. Benedi” Mechanisms of Antimicrobial Resistance – a Practical Approach**
Palma de Mallorca, Spain
ESCMID Postgraduate Technical Workshop
- 2 – 4 Sep 2010 **An Infection That Will Never Be Out of Date: Influenza**
Istanbul, Turkey
ESCMID Postgraduate Education Course
- 6 – 8 Sep 2010 **Meningitis 2010**
Izmir, Turkey
ESCMID Postgraduate Education Course
- 18 Sep 2010 **Antimicrobial Chemotherapy in Daily Practice**
Barcelona, Spain
GRACE Postgraduate Education Course
- 27 – 30 Sep 2010 **Antimicrobial Susceptibility Testing and Surveillance: from Laboratory to Clinic – the EUCAST and ESGARS Perspective**
Madrid, Spain
ESCMID Postgraduate Education Course

- 3 – 7 Oct 2010 **Infectious Diseases in Pregnant Women, Fetuses and Newborns**
Bologna area, Italy
ESCMID Postgraduate Education Course
- 2 – 5 Nov 2010 **Intracellular Bacteria: from Biology to Clinic**
Sousse, Tunisia
ESCMID Postgraduate Education Course
- 4 – 5 Nov 2010 **Hot Topics in Lower Respiratory Tract Infections**
Budapest, Hungary
GRACE Workshop

ESCMID Summer School

- 3 – 9 Jul 2010 **9th ESCMID Summer School**
Cappadocia, Turkey
- Summer 2011 **10th ESCMID Summer School**
Treviso, Italy

ESCMID Conferences

- 23 Apr 2010 **Hospitals and Infectious Patients throughout the Centuries**
Florence, Italy
3rd International Day of Fighting Infection
ESCMID Symposium
- 3 – 7 Oct 2010 **New Frontiers in Microbiology and Infection: Salmonella**
Villars-sur-Ollon, Switzerland
ESCMID/FEMS Conference

Membership Makes You Part of a Community



Good reasons to join us:

- Subscription to the monthly issues and supplements of *Clinical Microbiology and Infection (CMI)*, in print and/or online
- Registration discounts for ECCMID, ESCMID Summer School and other scientific and educational events organised or endorsed by ESCMID
- Receipt of ESCMID Newsletter by email and ESCMID Yearbook by post
- Option to subscribe to several European journals at a preferential rate
- Access to ESCMID member-only webpages, including the Membership Directory and Online Lecture Library
- Eligibility for ESCMID Training Fellowships, Research Grants and Observerships
- Right to vote and actively participate in shaping the Society

Apply for ESCMID Membership

Visit our website and join us now!

www.escmid.org/membership





ESCMID e.V.
Hainbuchenstrasse 65
P.O. Box 1131
82018 Taufkirchen
Germany



www.escmid.org

