




ESCMID

EUROPEAN SOCIETY
OF CLINICAL MICROBIOLOGY
AND INFECTIOUS DISEASES



YEARBOOK

08 / 09


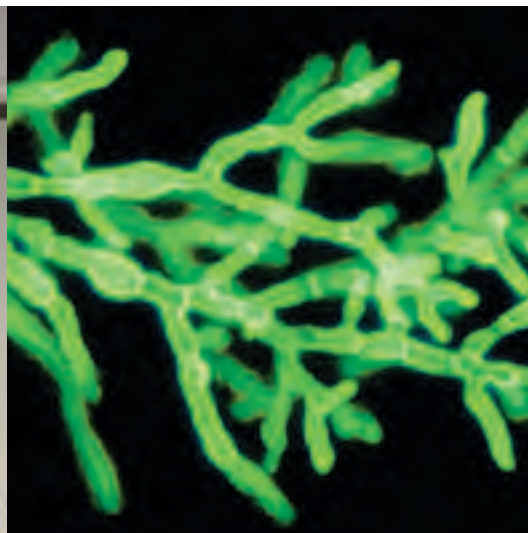
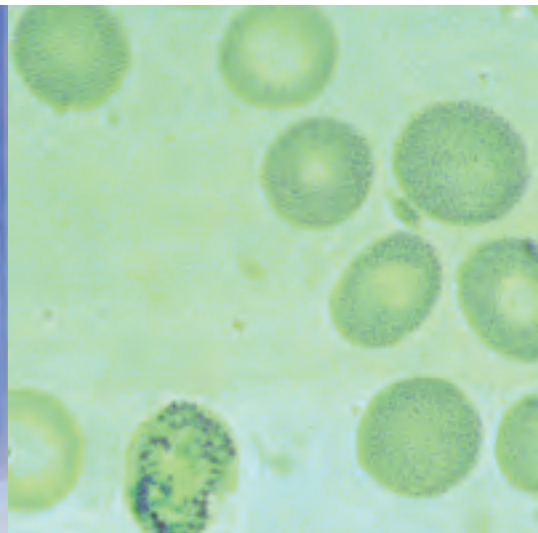
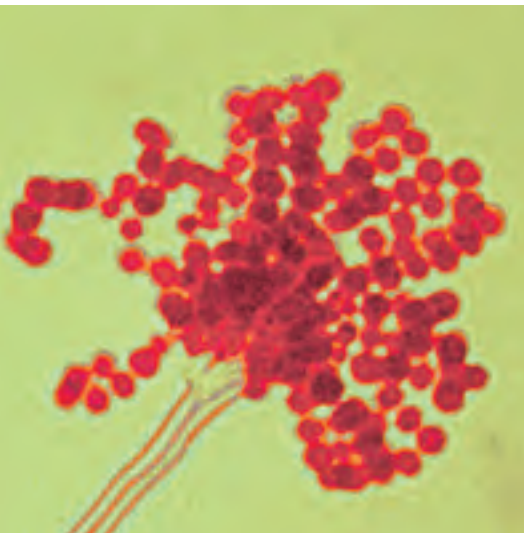
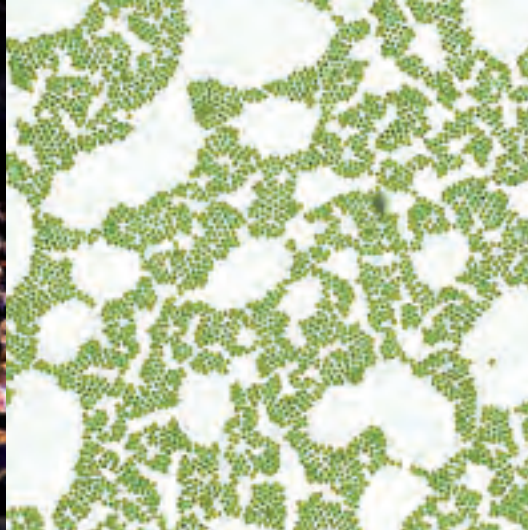


Table of Contents

	Society			Education
3	Editorial		28	Educational Activities
4	Organizational Diagram		29	7th ESCMID Summer School 2008
6	The Society		30	ESCMID Courses and Workshops
6	ESCMID Executive Committee Elections Held in 2008			
7	European Council			Publications
8	ESCMID Membership		32	Publications Overview
			32	<i>Clinical Microbiology and Infection</i>
				• Monthly Theme sections in 2009
				• Message from the <i>CMI</i> Editor-in-Chief
				• Message from the <i>CMI</i> Supplements Editor
	Finances			
9	Finances and Budget 2009			Communications
			34	Communications Efforts Strengthened for 2009
	Awards & Grants		34	ESCMID Newsletter
10	Awards, Grants and Fellowships 2009		35	ESCMID Website – Changes in 2008 and 2009
	• Award for Excellence in Clinical Microbiology and Infectious Diseases			
	• Young Investigator Awards for Research in Clinical Microbiology and Infectious Diseases			Professional Affairs
	• ESCMID/bioMérieux Award for Advances in Clinical Microbiology in East Central or Central Europe		36	Professional Affairs Overview
	• ISF Sepsis Award		37	Medical Guidelines
	• Research Grants 2009		37	Survey on Professional Affairs in Clinical Microbiology and Infectious Diseases in Europe
	• Training Fellowships 2009		38	The ESCMID Workshop on Professional Affairs in Clinical Microbiology and Infectious Diseases
	• Travel Grants for Training in a Foreign Institution		40	ESCMID Collaborative Centres and Observerships
			42	EU Projects
				• EUCAST – The European Committee on Antimicrobial Susceptibility Testing
				• GRACE – Genomics to Combat Resistance against Antibiotics in Community-acquired LRTI in Europe
				• TROCAR – Translational Research on Combating Antimicrobial Resistance
	Science			
18	Scientific Affairs			Upcoming Events
19	Study Group News		46	Upcoming ECCMIDs
22	ESCMID Conferences		47	Upcoming Events at a Glance
	General Affairs			
23	Outreach to Affiliated Societies and Partners			
24	First and Second Day of Fighting Infections			
25	Cooperative Initiative in China			
	ECCMID			
26	18th ECCMID 2008			

Imprint

ESCMID Yearbook

Annual publication of the European Society of Clinical Microbiology and Infectious Diseases

Editors and editorial office

Giuseppe Cornaglia, ESCMID President, responsible for content; Peter Cologna, ESCMID Managing Director; Dianne White, Publications; Editorial Office: ESCMID Executive Office, % Congrex Switzerland Ltd, PO Box, 4002 Basel CH, info@escmid.org

Manuscripts and copyright

The editorial team welcomes your manuscripts, graphics and photographs for publication, especially from ESCMID Study Groups, collaborators and third parties. Copyright for articles accepted for publication is shared between ESCMID and the author(s).

Editorial statement

Despite careful editing and setting, ESCMID, the editors and Hofmann Druck cannot be liable for any errors or inaccuracies in this publication. Opinions expressed are those of the contributing authors.

Distribution and circulation number

ESCMID Yearbook is sent via post to all ESCMID members and is distributed at international conferences for information about ESCMID's activities. Circulation number: 12'000

Change of address

Notice of change of address can be given via the ESCMID website or can be sent to Birgit Menzemer, ESCMID Membership Office, PO Box 1131, 82018 Taufkirchen, DE birgit.menzemer@escmid.org.

Design

Flux Design Studios, Basel, CH

Printer

Hofmann Druck, Emmendingen, DE

ESCMID

Executive Committee

G Cornaglia, President, Verona, IT
SR Norrby, Past President, Stockholm, SE
M Akova, Education Officer, Ankara, TR
J Garau, President-elect and Secretary General, Barcelona, ES
G Kahlmeter, Professional Affairs Officer, Clinical Microbiology, Vaxjo, SE

E Nagy, Treasurer, Szeged, HU
R Read, Professional Affairs Officer, Infectious Diseases, Sheffield, UK
J Vila, Scientific Affairs Officer, Barcelona, ES
A Voss, ECCMID Programme Director, Nijmegen, NL

Ex officio member

PA Cologna, Managing Director, Basel, CH

Ad hoc members

P Huovinen, 19th ECCMID President, Turku, FI
D Raoult, *CMJ* Editor-in-Chief, Marseille, FR
G Schmid, Editor *CMJ* Supplements, Geneva, CH

Copyright © European Society of Clinical Microbiology and Infectious Diseases 2009. All rights reserved. Non-commercial reproduction authorized, subject to acknowledgment of source.

To an unknown reader

Editorial

*Giuseppe Cornaglia, ESCMID President,
giuseppe.cornaglia@univr.it*

Who is going to read this Yearbook? Will it find its niche in a bookcase alongside old copies of ESCMID News, or will it leave the Congress bag only to be immediately abandoned in a litter bin of the Helsinki Convention Centre alongside commercial flyers, hamburgers and empty cans?

Ambitious though we may be, our intention was certainly not to carve a piece of the History of Science in stone... We simply meant to pay a fitting tribute to all those that have made ESCMID so successful over the last twelve months in the firm belief that they deserve it.

Twelve months is the interval between one Congress and another, but this interval is by no means an empty period. If we want to view it from a reverse perspective, for all of us working at ESCMID the Congress is only the tip of an iceberg that is made up of daily hard work, painstaking planning, successes and disappointments, enthusiasm and crises... Or, if you prefer, it is the cornerstone of a whole series of successful ESCMID activities.

These activities mark the daily life of all those working in our Executive and Membership Offices, with the ever-growing involvement of Study Groups, Subcommittees, Affiliated Societies, and individual members.

Our decision to commemorate their work is also the best way of expressing our appreciation for

everything they have done. This Yearbook is a tribute to all these people, representing at the same time the best example for all those aiming at a greater involvement in the life of our Society.

The year that comes to its conclusion in Helsinki has witnessed an overwhelming number of proposals, many of which translated into successful initiatives in the fields of Science, Education and Professional Affairs. For the first time, a major effort has been made to harmonize all these endeavours so as to strike an equitable balance between geographical areas and professional expertise.

But this past year has also seen a major effort to break down barriers and establish solid relationships with other societies active in the field of infection, with special reference to a worldwide scenario in which we believe that Europe – and ESCMID – deserve to play a leading role.

Have we been successful? Do the colourful images of this Yearbook bear witness to our efforts, if not yet to our results, and are not only a mere gallery of meetings and Happy Hours?

People (and Presidents) come and go very rapidly, what is left being only the imprint their actions are able to leave on other people's (and other Presidents') activities. It has been our belief that many of these actions deserve to be made known to all those attending the Congress in Helsinki. Whether they will do so from a litter bin... will be a matter for everyone's personal sensitivity and – of course – will also demonstrate how worthwhile our efforts have actually been.



Some of the 'ESCMID team' at the ECCMID 2008 in Barcelona

Organizational Diagram

Executive Committee

standing members



Gunnar Kahlmeter
Vaxjö, SE
Professional
Affairs Officer CM



Robert C. Read
Sheffield, UK
Professional
Affairs Officer ID



Winfried V. Kern
Freiburg, DE
(as of May 2009)



Murat Akova
Ankara, TR
Education Officer



Javier Garau
Barcelona, ES
President-elect,
Secretary General



Giuseppe Cornaglia
Verona, IT
President



Elisabeth Nagy
Szeged, HU
Treasurer



Jordi Vila
Barcelona, ES
Scientific Affairs
Officer

**Professional
Affairs, CM**

**Professional
Affairs, ID**

tbd

Education

**Collaboration and
Internal Matters**

**Presidential
Affairs and
Communication**

Finance

Science

Professional Affairs Subcommittee

Gunnar Kahlmeter (Vaxjö, SE), Co-Chair
Robert C. Read (Sheffield, UK), Co-Chair

Erdal Akalin (Istanbul, TR)
Arta Olga Balode (Riga, LV)
Emmanuelle Cambau (Paris, FR)
John E. Degener (Smalle, NL)
Matthew Falagas (Athens, GR)
Nils Frimodt-Møller (Copenhagen, DK)
Asa Hallgarde (Lund, SE)
Bruno Hoen (Besancon, FR)
Waleria Hryniewicz (Warsaw, PL)
Winfried V. Kern (Freiburg, DE)
Michael William McKendrick (Sheffield, UK)
Patricia Muñoz (Madrid, ES)
Nicola Petrosillo (Rome, IT)
Mario Poljak (Ljubljana, SI)
Arne C. Rodloff (Leipzig, DE)
Gian Maria Rossolini (Siena, IT)
Arjana Tambic Andrasevic (Zagreb, HR)
Jos Willem M. van der Meer (Nijmegen, NL)
Alkiviadis C. Vatopoulos (Athens, GR)

European Council

Education Subcommittee

Murat Akova (Ankara, TR), Chair

Roberto Cauda (Rome, IT)
Jorge Garbino (Geneva, CH)
Marek Gniadkowski (Warsaw, PL)
Pentti Huovinen (Turku, FI)
Souha Kanj-Sharara (Beirut, LB)
Cornelia Lass-Flörl (Innsbruck, AT)
Patrice Nordmann, (Paris, FR)
Mical Paul (Petah Tikva, IL)
Luisa M.V. Peixe (Porto, PT)
Anna Skiada (Athens, GR)

Scientific Affairs Subcommittee

Jordi Vila (Barcelona, ES), Chair

Yehuda Carmeli (Tel Aviv, IL)
Thomas Jeffry Evans (Glasgow, UK)
Jan A.J.W. Kluytmans (Breda, NL)
Marc Lecuit (Paris, FR)
Tibor Pal (Al Ain, AE)
Jesus Rodriguez-Baño (Seville, ES)
Harald Seifert (Cologne, DE)
Stefania Stefani (Catania, IT)
Johan van Eldere (Leuven, BE)
Andreas F. Widmer (Basel, CH)

Study Groups

ad hoc members

ex officio member



Andreas Voss
Nijmegen, NL
ECCMID Programme
Director
(until May 2009)

S. Ragnar Norrby
Stockholm, SE
Past President
(until May 2009)

Didier Raoult
Marseille, FR
Editor-in-Chief, *CMI*

George Schmid
Geneva, CH
CMI Supplements
Editor

Pentti Huovinen
Turku, FI
19th ECCMID
President

Wolfgang Graninger
Vienna, AT
20th ECCMID
President

Peter A. Cologna
Basel, CH
Managing Director

ECCMID Programme
Director

Publications

CMI

CMI Supplements

ECCMID

ECCMID

Executive
and Membership
Offices

ECCMID Programme Committee



Judith Crane
CMI Managing
Editor

Publication Subcommittee

S. Ragnar Norrby (Stockholm, SE), Chair

Didier Raoult (Marseille, FR)
George Schmid (Geneva, CH)
Giuseppe Cornaglia (Verona, IT)
Javier Garau (Barcelona, ES)
Elisabeth Nagy (Szeged, HU)
Peter A. Cologna (Basel, CH)
Judith Crane (Paris, FR)
Verity Emmans (Oxford, UK)

Awards Subcommittee

S. Ragnar Norrby (Stockholm, SE), Chair

Marc Lecuit (Paris, FR)
Jesus Rodriguez-Bano (Sevilla, ES)
Jordi Vila (Barcelona, ES)

Nomination Subcommittee

S. Ragnar Norrby (Solna, SE), Chair

Murat Akova (Ankara, TR)
Elisabeth Nagy (Szeged, HU)
Mario Poljak (Ljubljana, SI)
Gijs Ruijs (Zwolle, NL)

Executive and Membership Offices



Birgit Menzemer
Membership
Administration



Loredana Rohrbach
ECCMID Scientific
Secretariat and
Meeting/Conference
Organization



Henri Saenz
Science and
Education



Barbara Siegrist
Secretariat and
Finance



Karin Werner
Professional Affairs
and Public Relations



Dianne White
Publications and
Website

The Society

The Assembly of Members is the supreme body of the Society. All members in good standing are entitled to attend the Assembly which is held during the annual ECCMID. Strategy is defined by the Executive Committee, and then subject to approval by the Assembly of Members. The subcommittees act as specialist groups in their specific portfolios, while study groups are specialty boards each focusing on a scientific subject.

As a professional society, ESCMID has a broad range of activities related to medical education; scientific conferences and congresses; publication and communication; provision of awards and grants as well as the advancement of medical practice and professional affairs. This is achieved by the Executive Committee, the subcommittees, and a large number of contributing individuals with a scientific or clinical focus.

On the operational side, staff members at the ESCMID offices proudly support members, subcommittees and the Executive Committee. Our multi-national group collaborates with member specialists in clinics and laboratories and external partners to successfully complete various projects and initiatives. Staff members include scientists and business specialists alike, so we can cover all areas of ESCMID activities. Although run as a non-profit organization, ESCMID's volunteers and office staff aim to carry out projects with utmost efficiency and effectiveness to the benefit of the Society. A large group of external partners supports us in various aspects such as website hosting, local course and congress organization, and other services.

The office staff has grown significantly over the last years, following the additional programmes and offerings ESCMID has taken on. In November 2008, ESCMID engaged a new Managing Director, Peter A. Cologna. After obtaining his Master's degree in Business Administration and Economics, he spent many years in similar functions with non-profit organizations and in the medical device industry.



ESCMID Executive Committee Elections Held in 2008



Javier Garau, President-elect and Secretary General
jgarau@garmar.e.telefonica.net

At the Assembly in May 2009 the office terms of Ragnar Norrby, Gunnar Kahlmeter, Robert Read and Andreas Voss will end. Ragnar Norrby and Andreas Voss will retire from their functions as Past President and ECCMID Programme Director, respectively; while Gunnar Kahlmeter's and Robert Read's first terms as Professional Affairs Officers will also end, but they ran for re-election and were elected for a second term of office (2009–2013).

Elections were held from 24 November to 22 December 2008 via a web-based platform in accordance with the Statutes and Bylaws. The Nomination Subcommittee chaired by the Past President selected the candidates based on professional, personal and geographical criteria to ensure a well-balanced and competent Executive Committee. We thank all candidates for running for an office in their respective specialty.

The new Executive Committee will first meet during the 19th ECCMID in Helsinki and discuss the assignments or re-assignments of the various portfolios. This meeting will also be the last one attended by Ragnar Norrby and Andreas Voss whose terms will end after 8 years of Executive functions.

Candidate and specialty	Number of votes received
Clinical Microbiology	
• Barry Cookson	79
• Gunnar Kahlmeter (re-elected)	332
• Johan Mouton	135
Infectious Diseases	
• Pierre Dellamonica	115
• Matthew Falagas	117
• Winfried Kern (elected)	329
• Robert Read (re-elected)	328

566 members cast their vote. Each member could vote for up to three candidates.

European Council

The ESCMID European Council consists of European specialist societies, which have signed an affiliation agreement with ESCMID with the objective to promote the wider interests of both organizations. It shall strengthen the cooperation among the European specialist societies in the human infection field and foster the advancement of science, education and professional affairs across Europe. Affiliated societies are represented by their president or a nominee. The European Council meets during the annual congress of ESCMID, at ECCMID.

The member societies

The affiliated societies constitute the ESCMID European Council which serves as platform for the discussion and advancement of professional issues of common interest.

A list of affiliated Societies can be found below. For further information please visit the website at www.escmid.org/council.

European Council members

Austria

- Österreichische Gesellschaft für Infektionskrankheiten

Belgium

- Belgian Society of Infectious Diseases and Clinical Microbiology

Bulgaria

- Bulgarian Association of Microbiologists

Croatia

- Croatian Society for Infectious Diseases
- Croatian Society for Medical Microbiology and Parasitology

Czech Republic

- Czech Medical Society for Infectious Diseases
- Czech Society for Epidemiology and Microbiology

Denmark

- Danish Infectious Disease Society
- Danish Society for Clinical Microbiology

Finland

- Finnish Society for Clinical Microbiology
- Finnish Society for the Study of Infectious Diseases
- Infectious Disease Society of Finland

France

- Société Française de Microbiologie

- Société de Pathologie Infectieuse de Langue Française

Germany

- Deutsche Gesellschaft für Hygiene u. Mikrobiologie
- Deutsche Gesellschaft für Infektiologie

Greece

- Hellenic Society for Chemotherapy
- Hellenic Society for Infectious Diseases
- Hellenic Society for Microbiology

Hungary

- Hungarian Society of Infectious Diseases and Clinical Microbiology

Iceland

- Icelandic Infectious Diseases Society

Ireland

- Irish Society of Clinical Microbiology

Israel

- Israeli Society for Infectious Diseases

Italy

- Associazione Microbiologi Clinici Italiani
- Italian Society of Chemotherapy
- Italian Society for Microbiology

- Società Italiana di Malattie Infettive e Tropicali
- Società Italiana di Virologia

Lithuania

- Lithuanian Society for Infectious Diseases

Macedonia

- Society of Macedonian Microbiologists

Netherlands

- Dutch Society for Medical Microbiology
- Netherlands Society for Medical Mycology

Norway

- Norwegian Society of Infectious Diseases
- Norwegian Society for Medical Microbiology

Poland

- Polish Society of Epidemiology and Infectious Diseases
- Polish Society of Microbiologists

Romania

- Romanian Society for Medical Mycology and Mycotoxicology
- Romanian Society for Microbiology

Russian Federation

- Interregional Association for Clinical Microbiology & Antimicrobial Chemotherapy

Slovak Republic

- Slovak Society for Clinical Microbiology of the Slovak Medical Association

Slovenia

- Slovenian Association for Infectious Diseases of the Slovenian Medical Association
- Slovenian Society for Clinical Microbiology and Hospital Infections of the Slovenian Medical Association

Spain

- Sociedad Española de Enfermedades Infecciosas y Microbiología Clínica

Sweden

- Swedish Society of Infectious Diseases
- Swedish Society of Medical Microbiology

Switzerland

- Swiss Society for Infectious Diseases

Turkey

- Infectious Diseases Society of Turkey
- Turkish Microbiological Society
- Turkish Society of Clinical Microbiology and Infectious Diseases
- Turkish Society of Hospital Infection and Control

- Turkish Society for Infectious Diseases and Clinical Microbiology Specialty

United Kingdom

- Association of Medical Microbiologists
- British Infection Society
- British Society for Antimicrobial Chemotherapy
- Scottish Microbiology Association

Austria/Germany/Switzerland

- Paul-Ehrlich-Gesellschaft für Chemotherapie

Europe

- European Meningococcal Disease Society

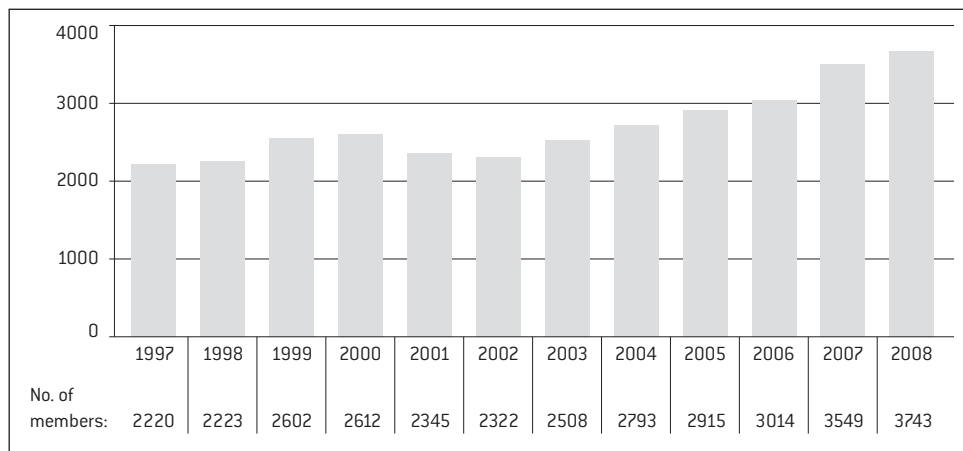
Scandinavia

- Scandinavian Society of Antimicrobial Chemotherapy

ESCMID Membership

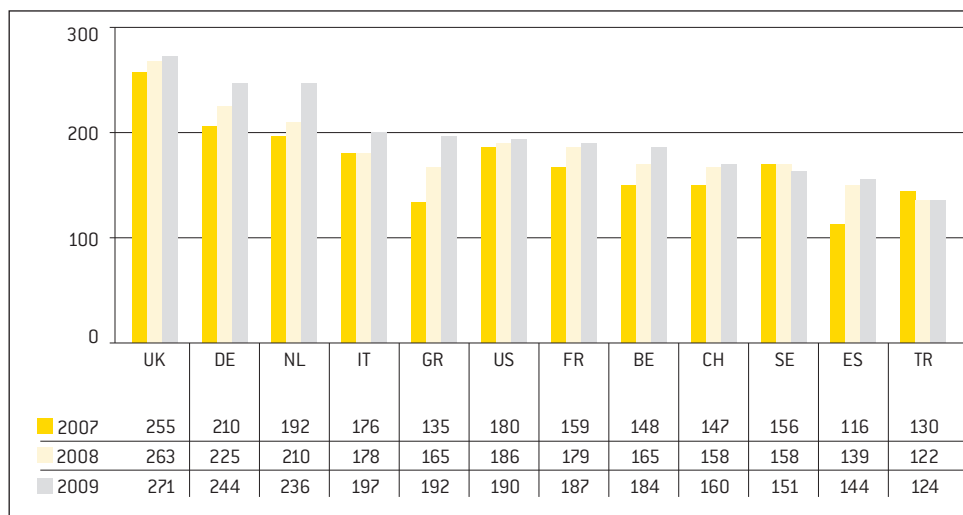
Number of members per year

Online access to *Clinical Microbiology and Infection*, the ESCMID Membership Directory and the On-line Lecture Library attract young scientists to join, while registration discounts at ECCMIDs and many other events as well as the eligibility for a variety of grants and fellowships are appreciated by all. ESCMID Newsletters announce upcoming educational, scientific and Society-related events and inform on EU-calls.



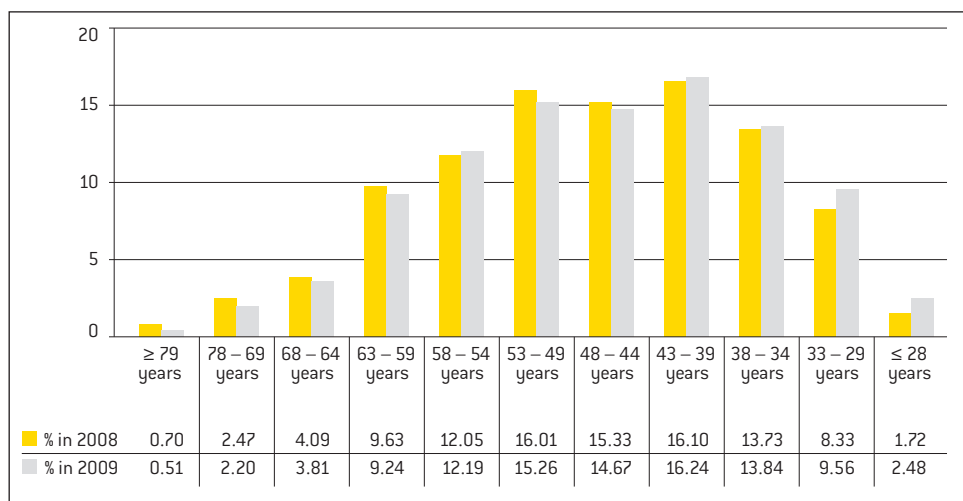
Number of members from best-represented countries for 2007, 2008 and 2009

More and more scientists from outside of Europe join ESCMID. Currently, 99 countries are represented. The UK, Germany, the Netherlands, Italy and Greece are leading, followed by the US, France, Belgium, Switzerland, Sweden, Spain and Turkey.



Percentage of members in varying age-groups for 2008 and 2009

Increasing quality and quantity of membership benefits guarantee a continuous and steady increase in the number of members. Young scientists below 35 years of age are now represented with 15 percent.



Finances and Budget 2009

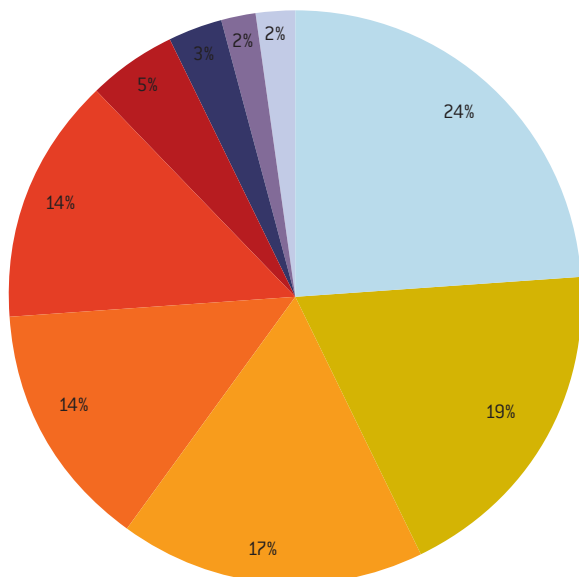


Elisabeth Nagy, Treasurer,
nagye@mlab.szote.u-szeged.hu

ESCMID as an independent not-for-profit organization must always raise sufficient funding for activities and offerings. We receive neither governmental support nor contributions from companies or individuals. The non-profit status puts us under the obligation to return the generated income to society. 2008 was a successful year mainly due to the flagship event, ECCMID, but also as a result of our

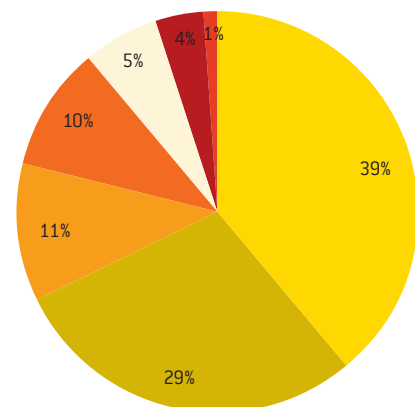
many educational and scientific events. This allows us to support additional projects and activities in the year ahead, returning support to our membership and to society in general. Although the financial crisis has started to impair all economies and many individuals, we have so far been able to increase the benefits to both our membership and the scientists and clinicians in our field. We are confident that our members, affiliated societies and corporate partners will continue to take advantage of the numerous ESCMID offerings.

Expenses



- Executive Office, general mailings and general projects
- Educational and scientific activities
- Professional and public affairs
- Publications
- ESCMID grants
- Membership office, general mailings and general projects
- Executive Committee
- Representation, memberships
- Taxes and Insurance

Income



- Educational and scientific activities, mainly 19th ECCMID
- 19th ECCMID royalties
- Professional and public affairs
- CMI
- Interest
- Membership fees and European Council
- ESCMID grants

Awards, Grants and Fellowships 2009

Award for Excellence in Clinical Microbiology and Infectious Diseases

Young Investigator Awards for Research in Clinical Microbiology and Infectious Diseases

ESCMID / bioMérieux Award for Advances in Clinical Microbiology in East Central or Central Europe

ISF Sepsis Award

Research Grants 2009

Training Fellowships 2009

Travel Grants for Training in a Foreign Institution



*Ragnar Norrby, ESCMID Past President,
ragnar.norrby@smi.se*

ESCMID issues awards in recognition of scientific, clinical and practical achievements in the disciplines of clinical microbiology and infection. Each year, a number of awards are presented to young and experienced clinicians and scientists who have taken ground-breaking steps in our fields. These awards are an incentive for further research at the highest scientific level, and are typically presented at ECCMID to give them more visibility among their peers.

Every year numerous travel grants are given to a large number of scientists and clinicians, so they can afford travel to foreign countries and get firsthand experience with best clinical or laboratory practice. In addition, many young colleagues are supported with travel grants and/or free registration to enable them to attend ECCMID or with attendance grants for ESCMID conferences, the Summer School or other educational courses and workshops.

An impressive number of research grants goes to young colleagues on a yearly basis so they can work on important basic or applied research projects. ESCMID increasingly contributes to the needs of our members, so they can advance some of their projects that might lack funding through other sources. We are pleased to present awardees and recipients of ESCMID funding in 2009 on the following pages.

Award for Excellence in Clinical Microbiology and Infectious Diseases



Didier Pittet

born 1957; MD, MS, Professor of Medicine and Hospital Epidemiology, Hospital Epidemiologist and Director of the Infection Control Programme at the University of Geneva Hospitals and Faculty of Medicine, Geneva, Switzerland. He also holds honorary professorships at: the Division of Investigative Sciences and School of Medicine, the Hammersmith Hospitals, Imperial College, London, UK; the Faculty of Health and Social Sciences, Hong Kong Polytechnic University School of Health Science; and the 1st Medical School of the Fu, Shanghai, China.


Didier Pittet is an external consultant to the UK National Patient Safety Advisory Committee, advisor to the Infection Control Centre of the Hong Kong Polytechnic University School of Health Science, international advisor to the Gulf Cooperation Council (States) Centre for Infection Control, King Abdulaziz Medical City, Riyadh, Kingdom of Saudi Arabia, and member of the ICAAC Program Committee. He is a member of the Advisory Board of the World Health Organization World Alliance for Patient Safety and Lead of the First Global Patient Safety Challenge 'Clean Care is Safer Care', a core component of the Alliance since 2004. He has received several international awards, including the CBE awarded by Her Majesty the Queen Elisabeth II for services to the prevention of healthcare-associated infection in the UK.

Didier Pittet will be presented the ESCMID Excellence Award by Giuseppe Cornaglia, ESCMID President, on Sunday, 17 May 2009, on which occasion he will give his award lecture on 'Infection prevention: pushing back barriers and national frontiers'.

Research Interests

For the past two decades, Didier Pittet's research has focused on the prevention and control of healthcare-associated infection through the development of innovative multidisciplinary and multi-faceted approaches. His early main research interest was on the epidemiology and prevention of bloodstream and catheter-related infections. In 1992, he was appointed director of a dedicated infection control programme at the University of Geneva Hospitals and Faculty of Medicine and began to investigate concepts from the social sciences to help understand the determinants driving healthcare worker behaviour to improve compliance with infection control and, in particular, hand hygiene practices. This led to the creation of a multimodal strategy based on education, recognition of opportunities for hand hygiene, and feedback performance known as the 'Geneva Hand Hygiene Model'. The 'Geneva Model' was adopted in 2005 by the World Health Organization World Alliance for Patient Safety as a basis for a global implementation strategy for the promotion of hand hygiene in all types of healthcare settings worldwide, regardless of resources available. Today, he continues to investigate methods to improve the quality of patient care and safety.

Young Investigator Awards for Research in Clinical Microbiology and Infectious Diseases



Florence Fenollar

born 1969 in Marseille, France; MD, PhD, Associate Professor, French National Reference Center for Rickettsioses, WHO Collaborative Center, in recognition of her outstanding achievements in the field of *Tropheryma whippelii* and Whipple's disease with the aim of understanding both the bacterium and the disease but also for her involvement in the improvement of molecular tools for the diagnosis of infectious diseases.

Florence Fenollar will be presented her award during the ESCMID Awards Ceremony on Sunday, 17 May 2009 by Giuseppe Cornaglia, ESCMID President, and Ragnar Norrby, Chairman of the ESCMID Awards Subcommittee. On Monday, 18 May, she will give a talk during the ESCMID Young Investigator Awards Session on '*Tropheryma whippelii*, a cause of multifaceted conditions'.

Research Interests

Florence Fenollar is currently working in the team of Didier Raoult in Marseille, France. *T. whippelii*, the Whipple's disease agent, was cultivated for the first time in 2000 by this team. Since 2000, Florence Fenollar is responsible for the diagnosis of the disease in this laboratory. She has also managed or actively participated in most of the existing studies about this topic. Her research on *T. whippelii* and Whipple's disease is diverse, including fundamental aspects about the bacterium, epidemiology, pathogenesis, diagnosis and treatment.

Florence Fenollar is also involved in the improvement of molecular diagnosis of infectious diseases and has not only developed molecular tools for the diagnosis of osteoarticular infections and bacterial vaginosis but has also conducted studies to better characterize acute and chronic Q fever. Finally, she has also contributed to the description of several rickettsioses due, for example, to *Rickettsia africae* and *Rickettsia slovaca*.



Evangelos J. Giamarellos-Bourboulis

born 1971 in Athens, Greece; MD, PhD, Assistant Professor of Internal Medicine and Infectious Diseases at the University of Athens, Medical School, Greece, in recognition of his outstanding achievements in immunomodulatory therapy of Gram-negative sepsis with clarithromycin.

Evangelos Giamarellos-Bourboulis will be presented his award during the ESCMID Awards Ceremony on Sunday, 17 May 2009 by Giuseppe Cornaglia, ESCMID President, and Ragnar Norrby, Chairman of the ESCMID Awards Subcommittee. On Monday, 18 May, he will give a talk during the ESCMID Young Investigator Awards Session on 'The need for immunointervention in sepsis: novel perspectives with clarithromycin'.

Research Interests

Evangelos Giamarellos-Bourboulis's main research interests are immunopathogenesis and treatment of sepsis and the application of biomarkers in diagnosis and follow-up of sepsis. He earned his PhD in February 1998 with the thesis title, 'The *in vitro* activity of polyunsaturated fatty acids on Gram-negative bacteria', and since then he established two novel animal models of Gram-negative infections; one of bacteraemia and another of pyelonephritis. He built on them to demonstrate the successful role of intravenously administered clarithromycin for the immunomodulation of sepsis by multidrug-resistant bacteria. Based on his findings, he conducted a randomized clinical trial with the intravenous administration of clarithromycin in patients with nosocomial sepsis due to ventilator-associated pneumonia. Results revealed earlier resolution of pneumonia, earlier de-intubation and reduction of risk of death due to septic shock and multiple organ dysfunction.

The Young Investigator Awards are sponsored by Pfizer.

ESCMID / bioMérieux Award for Advances in Clinical Microbiology in East Central or Central Europe



Tatjana Tracevska

born 1976 in Liepaya, Latvia; PhD, Associate Professor at the University of Latvia, Faculty of Medicine, Department of Microbiology, in recognition of her outstanding contribution in the field of diagnostics in nosocomial infections and also her project on 'Resistance mechanisms in coagulase-positive and coagulase-negative staphylococci'. She is now working on the project: 'The *luxS* gene: a novel diagnostic tool for the virulent *Staphylococcus epidermidis* strains'.

Tatjana Tracevska will be presented her award at the ESCMID Awards Ceremony on Sunday, 17 May 2009.

Research Interests

As a molecular biologist, Tatjana Tracevska was always interested in causative agents of infectious diseases such as *Mycobacterium tuberculosis*, *Staphylococcus* and *Chlamydia* spp. Her topic interests are bacterial spread and molecular mechanisms of bacterial drug resistance, as well as rapid diagnostic tools for emerging pathogens. Collaboration with clinical microbiologists highlighted the practical value of various PCR-based methods to be implemented in the clinical laboratory.

An increasing number of implanted medical device or catheter-related infections has occurred during the last years. These infections are caused by coagulase-negative staphylococci, the main etiological factors of nosocomial infections. The impact of staphylococcal virulence factors on infection is not well understood yet.

The aim of her present study is to develop a diagnostic tool for *Staphylococcus epidermidis sensu stricto* isolated in cases of intravascular catheter-related infections. The study is focused on virulence factors of *Staphylococcus epidermidis*, particularly, on biofilm formation. Like many pathogens, *Staphylococcus epidermidis* has a bacterial intercommunication system called quorum sensing that controls the expression of multiple genes in response to population density. It is expected that strains negative in the quorum sensing system *luxS* gene are more effective in biofilm production and vice versa. The project titled 'The *luxS* gene: a novel diagnostic tool for the virulent *Staphylococcus epidermidis* strains' will contribute to our knowledge about the mechanism of infection and will stimulate further studies on invasive staphylococci emerging in hospitals. Work will be carried out in the Laboratory of Bioanalytical Methods, University of Latvia in collaboration with the Hospital of Traumatology and Orthopedics in Riga, Latvia.

ISF Sepsis Award



Caroline Landelle

born 1978 in Chambéry, France; PharmD, PhD student at the Laboratoire d'Epidémiologie et Santé Publique, Université Claude Bernard, Lyon, France, in recognition of her excellent abstract submitted for presentation at the 19th ECCMID.

Caroline Landelle will give a short oral presentation titled 'Low-monocyte human leucocyte antigen-DR expression is independently associated with nosocomial infections after septic shock' during the joint ESCMID / ISF Sepsis Forum on Tuesday, 19 May 2009.

Research Interests

Caroline Landelle's main interest is the epidemiology of nosocomial infections (NI) and their prevention with a focus on the risk factors of NI in critically ill patients. During her doctoral work, she studied the association between immunosuppression and incidence of NI after septic shock. A low monocyte human leucocyte antigen-DR (mHLA-DR), which is a marker of immunosuppression, was independently associated with occurrence of NI after septic shock, after adjustment to clinical parameters. This promising biomarker may be of major interest in defining patients at increased risk of NI who could benefit from immunostimulatory treatments. The thesis work was performed at the University Claude Bernard and at the Hospices Civils de Lyon, Lyon, France under the supervision of P. Vanhems, and in collaboration with immunologists (G. Monneret), intensivists (A. Lepape) and hospital-based infection-control practitioners.

Research Grants 2009

The following ESCMID members have received a Research Grant in 2009 for the project indicated.



Olubukola Margaret

Akinloye: Department of Medical Microbiology and Parasitology, College of Health Sciences, Olabisi Onabanjo University, Shagamu, Nigeria

Project: Occurrence and characteristics of viruses associated with respiratory infections in Nigerian children



Tanja Breinig:

Junior research group for Virology/Immunology, Dept of Virology, Saarland University, Homburg/Saar, Germany

Project: Human yeast-specific CD8 T lymphocytes – characterization of a novel effector cell population



Alessandro Giuffrè:

Istituto di Biologia e Patologia Molecolari del Consiglio Nazionale delle Ricerche (CNR), Dipartimento di Scienze Biochimiche 'A. Rossi-Fanelli', Sapienza Università di Roma, Rome, Italy

Project: Response of the human parasite *Giardia intestinalis* to oxidative and nitrosative stress



Denis Grandgirard:

Institute for Infectious Diseases, University of Berne, Berne, Switzerland

Project: Role of bacterial lipoproteins in TLR2 signalling, inflammation and neuronal damage induced by GBS during experimental meningitis



Alexandros Ikonomidis:

Medical School, University of Thessalia, Greece

Project: Molecular investigation of carbapenem heteroresistance in *Pseudomonas aeruginosa* and *in vivo* evaluation of therapeutic options



Jörn Klein:

Norwegian University of Science and Technology (NTNU), Faculty of Medicine, Department of Cancer Research and Molecular Medicine, Trondheim, Norway

Project: MicroRNAs in Hantavirus infections – a potential for supportive therapy ?!



Patricia Komp Lindgren:
Microbiology, Department of Medical Science, Section Infectious Diseases, Uppsala, Sweden

Project: Pharmacodynamic studies of tigecycline, colistin and tigecycline/colistin combination against susceptible and MDR resistant *Acinetobacter baumannii* – strategies to minimize the emergence of multidrug resistant bacteria



Luis Jaime Mota:
Infection Biology Laboratory, Instituto de Tecnologia Quimica e Biologica (ITQB), Universidade Nova de Lisboa, Oeiras, Portugal

Project: Development of *Salmonella* as a surrogate system to study the function of virulence proteins of *Chlamydia trachomatis*



Stéphanie Petrella:
Laboratoire de Bactériologie, Faculté de Médecine Pitié Salpêtrière, Paris, France

Project: Mycobacterial ATP synthase: a new target for a new antituberculosis drug



Robert P. Ryan:
Biomerit Research Centre, Department of Microbiology, University College Cork, Ireland

Project: Cyclic di-GMP signalling and the regulation of virulence and associated traits in human pathogens



Chrysanthi Skevaki:
Doctoral Research Fellow, University of Athens, Greece

Project: Prospective study of infants hospitalized with acute bronchiolitis. Risk factors for the development of asthma at the age of 3 years



Pierre Smeesters:
Bacterial Genetics and Physiology Laboratory, Infectious Diseases Department, Children's Hospital Queen Fabiola, Université Libre de Bruxelles, Brussels, Belgium

Project: Genetic diversity of Group A *Streptococcus M* proteins: a worldwide survey



Karin Sofia Tegmark Wisell:
Head of Section for Antibiotic Resistance and Infection Control, Swedish Institute for Infection Disease Control / Smittskyddsinstitutet, Solna, Sweden

Project: Plasmid-mediated antibiotic resistance in Enterobacteriaceae with focus on extended spectrum beta-lactamases

Training Fellowships 2009



Maryam Atef Yekta
Ghent University
Ghent, Belgium

Importance of diarrhoeogenic *E. coli* in Iran and new tools for controlling spread from ruminants to man



Anke Bruns
Dept of internal medicine and infectious diseases, UMC Utrecht, Utrecht, The Netherlands

Community-acquired pneumonia: genetic variability in patients with pneumonia, focused on the coagulation pathway



Melania Kachrimanidou
1st Laboratory of Microbiology, Aristotle University Thessaloniki, Greece

Epidemiology and molecular typing of *Clostridium difficile*



Agnese Lupo
Dept of Microbiology, University of Catania, Catania, Italy

Resistance to beta-lactams in *Corynebacterium striatum*



Anastasia I. Spiliopoulou
Dept of Microbiology, University General Hospital of Patras, Patras, Greece

Definition of the relation between the 20 kDa polysaccharide of *Staphylococcus epidermidis* and the polysaccharide intercellular adhesin PIA of *S. epidermidis*



Luis Andre Vale Silva
Mycology Laboratory, Microbiology Service, Faculty of Pharmacy University of Porto, Porto, Portugal

Molecular bases of the mechanisms of antifungal drug resistance in clinical isolates of *Candida* species

Travel Grants for Training in a Foreign Institution

These individuals received funding in 2008 or early 2009 to expand their knowledge in the areas below in a foreign institution in Greece, the Netherlands, Sweden, the UK or the US.

Boelen, Ellen, Hoeselt, BE

Microglial cell isolation

Clarke, Stuart C., Whiteley, UK

Practice of communicable disease control

Guinea Ortega, Jesus, Madrid, ES

Genotyping of *Aspergillus fumigatus*

Karavelic, Adnan, Sarajevo, BA

Diagnosis and treatment of HIV/AIDS/STDs

Kurolt, Ivan-Christian, Zagreb, HR

Safe handling of infectious agents under BSL-3 conditions and viral amplification and titration

Lehours, Philippe, Bordeaux, FR

Genomic sequencing of gastric MALT lymphoma isolates by pyrosequencing

Nunes, Sonia, Lisbon, PT

Molecular typing technique: Multilocus Variable Amplification

Obasuyi, Osahon, Benin City, NG

Application of molecular typing methods for studying methicillin-resistant *Staphylococcus aureus* infections

Robberts, Lourens, Rochester, US

Antimicrobial susceptibility testing and resistance

Report from a grantee in early 2008

Invasive aspergillosis (IA) is a rapidly fatal disease in immunocompromised patients with a mortality rate as high as 85%. Prognosis is directly associated with timely diagnosis and prompt appropriate antifungal therapy. Triazoles are now used for primary therapy in many centres around the world. However, since 2000, we have observed a rapid emerge of multiple triazole resistance (MTR) in the opportunistic mould *Aspergillus fumigatus* in the Netherlands (Snelders et al. 2008). In most cases, resistance was dependant on mutation in the *cyp51A* gene.

To be able to study the triazole resistance mechanisms by homologous recombination of mutated *cyp51A*, one of the main goals of this training fellowship was to learn transformation techniques for *A. fumigatus*.

Therefore, I acquired experience with the basic transformation technique already used in the host lab of Emilia Mellado. This technique consists of using a PCR amplified gene and using this for transformation by performing an electroporation procedure. With this knowledge I investigated a new approach to obtain specific site-directed recombinants. Instead of using a conventional PCR product for transformation, I used a fusion PCR product, previously described by Szewczyk et al. (2006) for *A. nidulans*. The fusion PCR technique generates linear fragments by amplification without the need of cloning procedures. PCR fusion cassettes were constructed all with one specific mutation in the coding *cyp51A* gene. Transformation of all fusion PCR cassettes was successfully performed and recombinants were selected by hygromycin B resistance. Recombinant strains were recovered, sub-cultured and a minimal inhibitory concentration (MIC) test was performed with triazole compounds.

Having acquired the experience of the basic transformation skills during the ESCMID training fellowship, we can now implement the transformation procedures in our own laboratory. Currently, we test the fusion PCR approach to construct recombinants for *A. fumigatus*. In addition other approaches for recombinant design in *A. fumigatus* will be developed in collaboration with the lab of Emilia Mellado.

References:

Snelders E, van der Lee HA, Kuijpers J, Rijs AJ, Varga J, Samson RA, Mellado E, Donders AR, Melchers WJ, Verweij PE. Emergence of azole resistance in *Aspergillus fumigatus* and spread of a single resistance mechanism. PLoS Med. 2008 Nov 11;5(11):e219 Szewczyk E, Nayak T, Oakley CE, Edgerton H, Xiong Y, Taheri-Talesh N, Osmani SA, Oakley BR. Fusion PCR and gene targeting in *Aspergillus nidulans*. Nat Protoc. 2006;1(6):3111-20



Eveline Snelders (PhD Student)
Dept. Medical Microbiology
Dept. Mycology
University Medical Center St Radboud
Nijmegen, The Netherlands

Guest institution:
Dr Emilia Mellado
Centro Nacional de Microbiología
Servicio de Micología
Instituto de Salud Carlos III
Madrid, Spain

Scientific Affairs



Jordi Vila, ESCMID Scientific Affairs Officer,
jvila@ub.edu

Introduction

The main objective of ESCMID as a scientific society is to increase knowledge in the fields of clinical microbiology and infectious diseases, primarily in areas such as pathogenesis, diagnosis and treatment. ESCMID drives scientific knowledge forward by bringing together professionals from both medical specialties. All scientific activities of the Society are coordinated by the Scientific Affairs Officer (SAO) with significant support by the Scientific Affairs Subcommittee (SAS). The SAS consists of twelve members, six are clinical microbiologists and the other six infectious disease specialists, who are selected from the members of the Society and serve a 3-year term.

Main activities

The SAO coordinates the activities of the 16 Study Groups to ensure that they have adequate resources, to support them both scientifically and financially, and to work with them in setting up or collaborating in a research project and writing medical guidelines or other publications. All Study Groups

are very active from both the educational and scientific point of view. The SAO is also responsible for the formation of new Study Groups. In addition, he proposes ESCMID Scientific Conferences and is in charge of joint conferences with other international organizations. One of these long-standing collaborations is the ESCMID/FEMS Conference that sees the 5th edition in 2009. The SAO also cooperates with the ECCMID Programme Director in developing the scientific programme of ECCMID. Finally, members of the SAS participate in the Awards Subcommittee evaluating proposals for ESCMID Awards, Grants and Fellowships.

Outlook

A number of conferences are planned for 2009 (see the upcoming events list on page 47). In addition, the Operating Procedures in the Scientific Affairs field (formerly called Administrative Guidelines) are in the process of revision with the goal to offer the Study Groups and potential conference organizers clear and comprehensive support.

We encourage all our members to participate actively in our scientific activities and kindly request your feedback for current and future events.

CMI CLINICAL MICROBIOLOGY AND INFECTION

The authoritative source of information across the fields of microbiology and infectious diseases



• Not yet a subscriber?

Access *CMI* online for 3 months without charge!
Sign up today www.wiley.com/go/eccmid09

• Not yet a submitter?

Submit your next paper today
<http://mc.manuscriptcentral.com/cmi>

Editor-in-Chief: Didier Raoult,
Marseille, France

Supplements Editor: George Schmid,
Geneva, Switzerland



ESCMID

EUROPEAN SOCIETY
OF CLINICAL MICROBIOLOGY
AND INFECTIOUS DISEASES

Study Group News

ESCMID Study Groups are expert circles with a common focussed interest. You may find an overview on the Study Groups and their activities online at www.escmid.org/studygroups

The ESCMID Study Groups have been active in the period from ECCMID 2008 to ECCMID 2009 by:

- presenting general information and news on their activities on 13 posters at ECCMID 2008
- contributing to the organization of twelve official symposia and six educational workshops at ECCMID 2008
- organizing seven ESCMID Postgraduate Education Courses/Technical Workshops throughout Europe.

A selection of major achievements and plans of the individual Study Groups follows.



- Publication of four articles in 2008 on antifungal susceptibility testing in collaboration with the European Committee for Antimicrobial Susceptibility Testing (EUCAST)
- Support of FUNGISCOPE, a database project for analysis of rare fungal infections under the auspices of EFISG, ISHAM and other scientific societies
- Preparation of European medical guidelines for the treatment of candidiasis and of rare fungal infections



- Preparation of a themed *CMI* supplement to be published in December 2009
- Preparation of European medical guidelines for safer eating and drinking



- Publication of a special issue of the journal *Helicobacter* featuring 'Past, Present and Future of *Helicobacter*' on the occasion of the 20th anniversary of EHSYG 2008
- Preparation of European medical guidelines on the management of *Helicobacter pylori* infection in children in collaboration with the Euro-

pean and North American Societies for Pediatric Gastroenterology, Hepatology and Nutrition

- Support of the 'Healthy Stomach Initiative' to prevent gastric cancer by eradication of *Helicobacter pylori*



Executive Committee and some members of EHSYG



- Ongoing collaborative study 'Anti-inflammatory effect of adjuvant glycerol in experimental pneumococcal meningitis'
- Ongoing collaborative study 'Attenuation of bacteremia by treatment with serotype-specific antibodies diminishes hippocampal neural apoptosis during experimental pneumococcal meningitis'



EMESG Business Meeting 2008



- Organization of the 5th International Meeting on Rickettsiae and Rickettsial Diseases, Marseille, France, 18 – 20 May 2008
- Publication of a themed *CMI* supplement derived from data presented at the above meeting



- Publication of an opinion paper on ‘The Future of Pharmaceuticals in Europe’ in 2008
- Support of the Prudent Antibiotic User (PAUSE) website project in collaboration with the British Society for Antimicrobial Chemotherapy (BSAC)
- Repetition of the European Survey on Antibiotic Shortages in EU hospitals in 2009



ESGAP Business Meeting 2008



- Organization of symposia at the 13th International Congress of Infectious Diseases 2008 in Kuala Lumpur, Malaysia and at the 9th Biennial Congress of the Anaerobe Society of the Americas 2008 in Long Beach, USA
- European surveillance study on antimicrobial susceptibility of Gram-positive anaerobic cocci in collaboration with the European Committee for Antimicrobial Susceptibility Testing (EUCAST)



- Critical revision and update of the ESGARS consensus paper on recommendations for antimicrobial resistance surveillance (*CMI* 2004; 10:349)
- Co-organization of the ESCMID Consensus Conference on Carbapenamases and Carbapenam-resistant Gram-negatives
- Planning a feasibility study for assessing the actual burden and clinical outcome of MBLs



- Organization of the first large European biofilm congress ‘EUROBIOFILMS 2009’ on 2–5 September 2009 in Rome, Italy
- Danish ESGB members have established a Danish Biofilm Working Group under the umbrella of the Danish Society for Clinical Microbiology



- Publication of ESGCD/ECDC Infection Control Guidelines as *CMI* supplement in 2008
- Preparation of a guidance document of *Clostridium difficile*-associated disease diagnosis and treatment
- Participation in the EU Framework 7 project ‘The Physiological Basis of Hypervirulence in *Clostridium difficile*: a Prerequisite for Effective Infection Control’



Members of the ESGCD Study Group



- Co-organization of the *Toxoplasma* Centennial Congress 2008 in Buzios, Brazil
- Organization of a workshop at the 17th National Conference on Parasitology 2008 in Cluj-Napoca, Romania



- Contribution to the ECDC Draft Document ‘Surveillance of communicable disease in Europe: concept to integrate molecular typing data into EU level surveillance’ in 2008
- Organization of the 8th International Meeting on Microbial Epidemiological Markers (IMMEM-8) 2008 in Zakopane, Poland and planning of IMMEM-9, 1–4 September 2009 in Wernigerode, Germany
- Contribution to the EARSS-SeqNet.org study on molecular epidemiology of invasive *Staphylococcus aureus* isolates in Europe using *spa* sequence typing, which was concluded in 2008



ESGEM Business Meeting 2008



- Preparation of medical guidelines for standardization and basic requirements of molecular diagnostics of infectious diseases
- Re-organization of the Study Group Executive Committee to include more specialists to drive forward new activities



- Contribution to the ‘European core curriculum for training for infection control practitioners’ to be published soon
- Planning of the study ‘Questionnaire-based surveillance of the epidemiology of multiresistant *Acinetobacter baumannii* in hospitals of ESGNI members’



- Definition of a virological test that can differentiate acute from chronic hepatitis C infections (avidity antibody test) with a network of virological laboratories
- Setting up of a cohort of acute hepatitis C patients in Europe



- Participation in the EU Framework 6 project ‘Genomics to combat Resistance against Antibiotics in Community-acquired LRTI in Europe (GRACE)’ and the EU-funded project ‘Changing behaviour of Health care professionals And the general public towards a More Prudent use of anti-microbial agents (CHAMP)’
- Annual contributions to the WONCA-Europe (World Organization of National Colleges, Academies and Academic Associations of General Practitioners/Family Physicians, Europe branch) and the GRIN (General practice Respiratory Infections Network) congresses

ESCMID Conferences

29–31 May 2008

ESCMID Conference on Fighting Infections due to MDR Gram-positives

Venice, Italy



27–28 June 2008

ESCMID Conference on Viral Haemorrhagic Fevers

Istanbul, Turkey

Organized by ESCMID, the Turkish Society of Clinical Microbiology and Infectious Diseases (KLIMIK) and the Italian Society for Virology



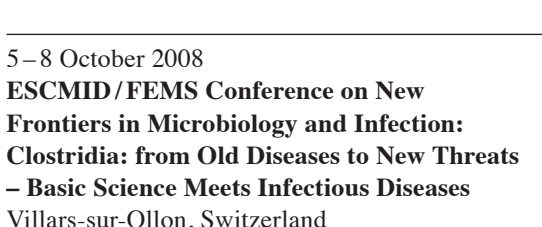
20 July 2008

ESCMID-ASM Expert Meeting

Chikungunya: An Emergent Infectious Disease

Barcelona, Spain

Organized by ESCMID and the American Society for Microbiology (ASM)



5–8 October 2008

ESCMID/FEMS Conference on New Frontiers in Microbiology and Infection: Clostridia: from Old Diseases to New Threats – Basic Science Meets Infectious Diseases

Villars-sur-Ollon, Switzerland

Organized by ESCMID and the Federation of European Microbiological Societies (FEMS)



11–12 December 2008

ESCMID Consensus Conference on Carbapenamases and Carbapenem-resistant Gram-negatives

Athens, Greece

Organized by ESCMID and the ESCMID Study Group for Antimicrobial Resistance Surveillance (ESGARS)



15–16 April 2009

The Bacterial Threat to Patient Safety in Europe

Prague, Czech Republic

Ministerial Conference co-organized by the Czech Ministry of Health, ESCMID, the ECDC and the WHO under the Czech Presidency of the EU.

ESCMID participated with lectures given by Giuseppe Cornaglia and Gunnar Kahlmeter, and fully supported 13 young attendees from various countries with travel and attendance grants.



Outreach to Affiliated Societies and Partners

Javier Garau, President-elect and Secretary General, jgarau@garmar.e.telefonica.net

Besides 3'800 individual members, ESCMID is a partner to 58 national societies, representing approximately 29'000 affiliated members from all over Europe and beyond. Through the European Council, ESCMID provides a network for these affiliated societies, to be used for exchanging experience and expertise. Practical issues can be discussed and societies can propose joint activities and act as a liaison between the national specialists and ESCMID.

Cooperation began in 1995 with local specialist societies and organizations, which started with a first meeting during the 7th ECCMID in Vienna to discuss the options of future collaboration and information exchange. While the same goals were pursued, the concepts have changed since then. ESCMID now invites the affiliated societies to come up with and provide more input and ideas to ESCMID.

In early 2005 the project was re-launched so as to regain the interest of the many societies all over Europe and to involve also those countries not yet represented in the European Council. During 2008, another five societies signed the agreement of affiliation, so that 58 are now participating in ESCMID's activities. For a list of current affiliated societies, please see page 7.

All members of the national societies may ben-

efit from the ESCMID network and programmes. In addition to general offerings, the European Council meeting once a year at ECCMID acts as a platform to focus on select topics of particular interest to regions or specialties.

ESCMID is also actively seeking partnership with other International Societies.

During the General Assembly held in Barcelona, a memorandum of Understanding has been signed with the International Society of Chemotherapy (ISC) to co-organize the 2011 ECCMID in Milan, Italy.

Of particular relevance is also the growing partnership with ISID, which started with the participation of the ISID President, Raul Isturiz, in the 1st European Day of Fighting Infection. ESCMID endorsed the International Meeting on Emerging Diseases and Surveillance (IMED 2009; 13–16 February, Vienna, Austria) and agreed on co-funding European candidates for the ICID Small Grants Program, designed to fund pilot research projects by young investigators in developing countries. Joint workshops during the ESCMID and ISID respective congresses are under construction, and a Memorandum of Understanding is being prepared.

Both ISC and ISID have cooperated with ESCMID for organizing a new symposium on St. George's Day, which thanks to their contribution is now defined as the 2nd International Day for Fighting Infection.



Raul Isturiz at the 1st European Day of Fighting Infection



European Council meeting 2008



Kurt Naber, ISC, and Giuseppe Cornaglia, ESCMID, signing the Memorandum of Understanding between the two societies

First and Second Day of Fighting Infection

To commemorate its Silver Jubilee, ESCMID organized in 2008 a one-day symposium, held in Barcelona on 23 April – St. George’s Day – and celebrated the 1st European Day of Fighting Infection.

The symposium was composed of lectures focusing on the importance of infections in shaping the past, present and – presumably – future life of our Continent, with a strong emphasis on its socio-economic impact and connotations.

The image of St. George slaying the dragon is popular throughout Europe as a well-known and widely acknowledged symbol for the victory over evil, confusion and disease. Thus, it was chosen to perfectly reflect ESCMID’s commitment to fight against all sorts of infections and help people live a fuller life.


In 2009 the ESCMID initiative – renamed as the 2nd International Day for Fighting Infection – has been joined by a number of national European societies for microbiology, infectious diseases, and chemotherapy, together with the International Society of Chemotherapy (ISC) and the International Society of Infectious Diseases (ISID).

The symposium was held in Malta once again on St. George’s Day, and focused on contagion scare and isolation throughout the centuries and their impact on society. Topics covered ranged from the Black Death in the Middle Ages to the fears generated in the contemporary world by the rapid spread of novel viral diseases.

All presentations from both events are available on the ESCMID Online Lecture Library (www.escmid.org/oll).



Faculty and painting of the 1st European Day for Fighting Infection in 2008



Painting of the 2nd International Day of Fighting Infection; The Malta Parliamentary Secretary for Health, Joseph Cassar, with faculty at the 2nd International Day of Fighting Infection

Cooperative Initiative in China



In 2008, ESCMID has strengthened its ties in China, one of the largest countries in the world in terms of area, population, and impact on other countries in Asia and beyond.

An ESCMID delegation met with delegates from the Chinese Medical Association at their headquarters in Beijing. On the one hand, the two societies acknowledged that more effort, resources and innovative technology are needed in China for further development of scientific research and clinical practice in the field of infectious diseases. On the other hand, both the Chinese high-level isolation units and the considerable expertise in handling novel, highly-transmissible viral diseases available in that country might be of great interest for ESCMID and its membership.

Later in the year, Giuseppe Cornaglia and Gunnar Kahlmeter attended the Second Ditan International Conference on Infectious Diseases (2nd DICID), held from 14–17 November 2008 at the Beijing International Convention Centre. DICID is a young event that aims to be a conference of high

scientific quality and to build bridges between China and international medical communities. ESCMID participation was meant to contribute to an already very dynamic and stimulating programme and to establish a platform for closer cooperation in future editions.



18th ECCMID 2008



Andreas Voss, ECCMID Programme Director 2005–2009, vossandreas@gmail.com

The 18th ECCMID was an outstanding congress, which broke all previous records (Table 1). There was an increase of 1575 delegates (25%) compared to the joint ECCMID/ICC last year, and the number of congress participants continued its steady increase with a few dips in the trend since the first ECCM in 1983 with 850 participants (Figure 1)!

The strong response of the scientific community to the call to submit abstracts of their original research was tremendous. We received a record number of 3655 abstracts from 88 different countries. A total of 233 reviewers conducted a blind review abstracts, of which 36% were rejected. This high rejection rate has certainly contributed to the high quality of the poster sessions. The most popular topics were resistance surveillance, non-molecular diagnostic laboratory methods, public health and community-acquired infections, and fungal infections.

The total number of speakers and chairs was 849. They came from 46 different countries (see Figure 2). The contact time during keynote lectures, symposia, educational workshops, meet-the-expert sessions and oral sessions increased to an all-time high of 238 hours.

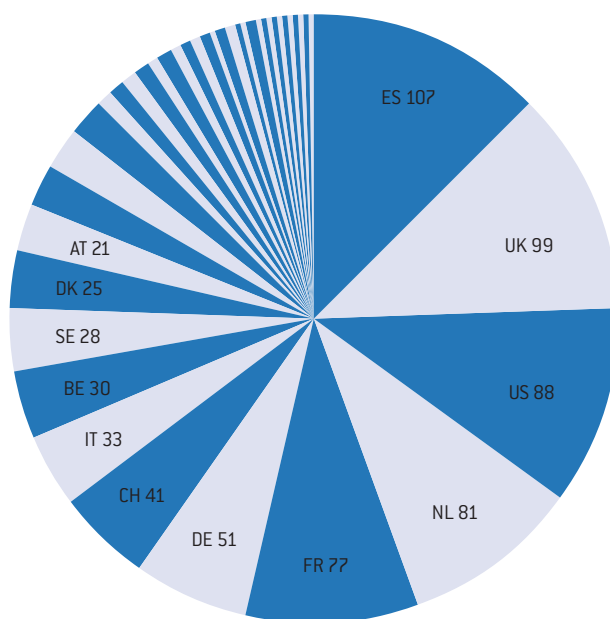
Figure 2. Country of origin of the 849 speakers and chairs at 18th ECCMID 2008

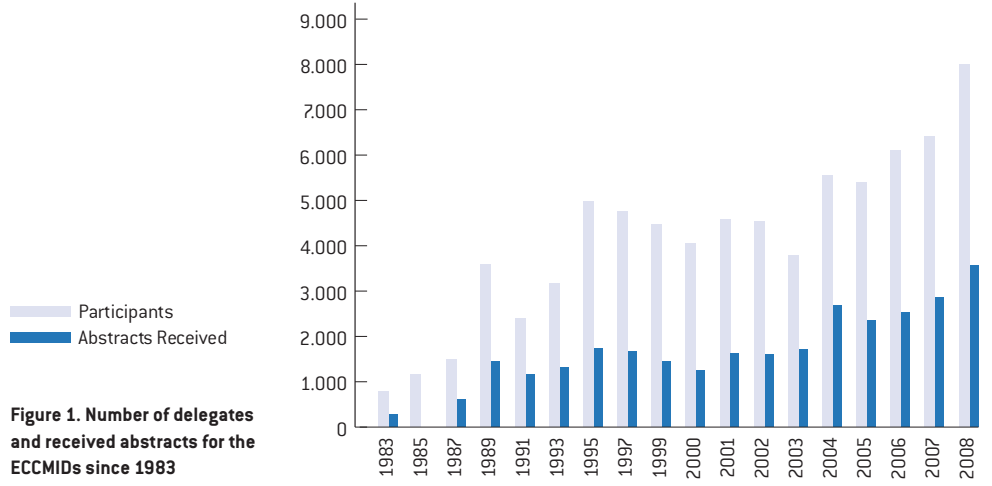
AT	21	JP	1
AU	3	KR	1
AZ	1	KW	1
BE	30	LB	2
BR	2	MW	2
CA	19	MX	1
CH	41	NL	81
CN	3	NO	7
CO	1	PL	6
CZ	2	PT	13
DE	51	RO	3
DK	25	RU	8
EE	1	SA	3
ES	107	SE	28
FI	12	SI	4
FR	77	TH	8
GR	20	TR	15
HK	2	TW	1
HU	3	UK	99
IE	5	US	88
IR	5	VE	1
IS	9	ZA	2
IT	33	ZW	1

Of course this success would not have been possible without the excellent work of the 18th ECCMID Programme Committee, my 'dream team', which put together such a superb scientific programme. I thank them and all the individuals who helped make excellent ECCMIDs possible during my term as Programme Director. I wish Jordi Vila all the best in his new role as Programme Director and the Executive Committee much success in furthering the Society.

Table 1. Key ECCMID figures

Number of participants: 9585 total 7964 delegates 405 accompanying persons 1216 exhibitors' personnel	Exhibition: 106 exhibiting companies 2893 m ² net area
Countries with highest attendance: Spain, United Kingdom, Greece	Press: 84 registered journalists 10 press releases





Educational Activities



*Murat Akova, ESCMID Education Officer
makova@hacettepe.edu.tr*

Introduction

Educational activities best represent ESCMID's intentions to promote and disseminate up-to-date knowledge about clinical microbiology and infectious diseases not only among members of the Society, but also among all scientists and clinicians in the related fields. These activities are managed by the Educational Subcommittee (ES) headed by the Education Officer. The ES is composed of renowned clinical microbiologists and infectious diseases physicians who are selected from the members of the Society and serve a 3-year term.

Main activities

At ECCMID, the annual congress of the Society, the ES organizes one full morning with Educational Workshops, which present reviews of current state-of-the-art knowledge on diverse infection topics. A second educational format is the Meet-the-Expert session to allow lively discussions on practical issues.

Main educational activities throughout the year are Postgraduate Educational Courses (PGECs) and Technical Workshops (PGTWs) that can be proposed or organized by national societies, ESCMID Study Groups and individual members. These activities are classroom-style courses either with a focus on a specific clinical topic (PGECs) or on a practical hands-on approach in relation to a specific technological issue (PGTWs).

Proposals for the courses in the next calendar year are accepted until the end of May of the preceding year. The ES evaluates submissions and decides on selections; the priority criteria are, but not limited to: international representation of the faculty, redundancies of programme and location with other events in either the current or the previous year. After approval by the ESCMID Executive Committee, the educational programme for the following calendar year is published in late August.

Slides shown during lectures are made available for the members through the Online Lecture Li-

brary on the ESCMID website after the educational activity.

The ESCMID Summer School is an annually organized, one-week update course on clinical microbiology and infectious diseases. The programme covers a broad range of relevant topics in the field and up-to-date information is discussed in an interactive fashion. The main target group is young physicians well-advanced in their training period, as well as biologists, pharmacists, PhD students and postdoctoral fellows working in the infection and/or microbiology field. In order to be able to maintain the interactive nature, a maximum of 50 students are accepted each year. Slides and webcasts of lectures presented during the Summer School can also be viewed through the Online Lecture Library.

ESCMID supports all of these educational activities logistically and financially. A large portion of the financial support is used for attendance grants for the members of the Society.

Outlook

Activities for May 2009 and onward include several PGECs and PGTWs and the 8th Summer School in Porto. The details of these educational events can be accessed through the ESCMID Calendar on the Society's website. Past events can also be searched through the calendar archive. The educational programme for 2010 will be available by the end of August 2009.

One of the most attractive plans of ESCMID is to transform the Society's website to an e-learning education platform. In future, all materials from educational activities, ECCMIDs and conferences will be presented to our members with the help of modern information technology tools (examples are slideshows, podcasts, and webcasts). By these means, our Online Lecture Library will be not only a constant repository for archived educational material, but also develop into a dynamic site for CME activities.

We encourage all our members to participate actively in our educational events and kindly request your feedback for current and future activities.

7th ESCMID Summer School 2008

Course Review



For Powerpoint presentations of this and previous Summer Schools, please visit the ESCMID Online Lecture Library at www.escmid.org/OLL.

Summer School 2008 information

- Held: 19 – 25 July 2008 in Regensburg, Germany
- Organized by: ESCMID Education Subcommittee
- Hosted by: University Hospital of Regensburg, Germany
- Summer School Directors: Bernd Salzberger (Regensburg), Christoph Lange (Borstel) and Achim Schwenk (London)
- Participants: 55 from 21 countries
- ESCMID attendance grants: 17

Lecture chapters

- Microorganisms and pathogenesis
- Antimicrobial resistance
- Epidemiology, infection control and public health
- Major clinical syndromes
- Immunocompromised hosts
- Skill-building lectures

New lectures in 2008

- How to write a paper or a thesis
- How to find a good mentor
- How to conduct a study according to Good Clinical Practice

Unrestricted educational grants were received by the German branches of Abbott, Astra-Zeneca, Bayer Healthcare, Boehringer-Ingelheim, Bristol-Myers-Squibb, Essex, Gilead, Infectopharm, Janssen-Tibotec, MSD, Novartis, Pfizer, Roche and Wyeth.

*Maria Lambrou, Larissa, Greece,
maria_lambrou@hotmail.com*

*Eleni Ntokou, Larissa, Greece,
hldgr@hotmail.com*

Our impressions from the Summer School

The Summer School was very successful from every aspect. We had the chance to acquire knowledge by attending presentations and discussions and by preparing and presenting our own cases. It was a week full of intensive interdisciplinary communication, discussion and exchange of ideas, experiences and insights.

It was an experience we will never forget!
Thank you for this!



ESCMID Courses and Workshops

2–5 March 2008
ESCMID Postgraduate Technical Workshop
Gene Expression during Infection
Siena, Italy
Organized by the ESCMID Meningitis Study Group (EMESG)



14–15 March 2008
ESCMID Postgraduate Education Course
Infections with Multiresistant Pathogens: Microbiological, Clinical and Therapeutic Aspects
Berlin, Germany
Organized by ESCMID, the Paul-Ehrlich-Society for Chemotherapy (PEG), the Robert-Koch Institute (RKI) and the German Society for Infectious Diseases (DGI)




26 March 2008
ESCMID Postgraduate Education Course
Improving Antimicrobial Prescribing of Surgical Prophylaxis / Antibiotic use in the ICU
Almaty, Kazakhstan
Organized by the ESCMID Study Group for Antibiotic Policies (ESGAP)



17–19 April 2008
ESCMID Postgraduate Education Course
Measuring, Auditing and Improving Antimicrobial Prescribing
Barcelona, Spain
Organized by the ESCMID Study Group for Antibiotic Policies (ESGAP)

18–19 April 2008
4th GRACE Postgraduate Course
Defining the Burden of Antibiotic Resistance and LRTI: Healthcare Indices, Mathematical Modelling and Economic Predictors
Barcelona, Spain
Organized by ESCMID and the European Respiratory Society (ERS)

9–10 June 2008
ASM / ESCMID Workshop
Antimicrobial Resistance among Bacterial Pathogens: Mechanism, Detection and Molecular Epidemiology
Mexico City, Mexico
Organized by ESCMID and the American Society for Microbiology (ASM)



15–21 June 2008
ESCMID Postgraduate Technical Workshop
7th Workshop 'Prof V.J. Benedi': Mechanisms of Antimicrobial Resistance. A Practical Approach.
Palma de Mallorca, Spain



18–20 September 2008

3rd GRACE Workshop

The Science, Practice and Challenges of Lower Respiratory Tract Infections in Primary Care

Cambridge, UK

Organized by ESCMID and the European Respiratory Society (ERS)



4 October 2008

5th GRACE Postgraduate Course

Antibiotics or Not: from Acute Bronchitis to Acute Exacerbation of Chronic Bronchitis

Berlin, Germany

Organized by ESCMID and the European Respiratory Society (ERS)

5–7 November 2008

ESCMID Postgraduate Education Course

Invasive Fungal Diseases: Epidemiology, Diagnosis, Therapy and Antifungal Susceptibility Testing

Nijmegen, The Netherlands

Organized by ESCMID, EFISG (ESCMID Fungal Infection Study Group), AFST-EUCAST (Antifungal Susceptibility Testing Subcommittee of the European Committee on Antimicrobial Susceptibility Testing), and the Department of Medical Microbiology, Radboud University Nijmegen Medical Center, the Netherlands

8–11 November 2008

ESCMID / SHEA Postgraduate Education Course

Hospital Epidemiology Training Course 2008

Oisterwijk, The Netherlands

Organized by ESCMID and the Society for Hospital Epidemiology of America (SHEA)

10–11 March 2009

ESCMID Postgraduate Education Course
Beta-lactamases in Community-acquired Infections: from Lab to Clinic

Ankara, Turkey

Organized by the ESCMID Study Group for Antimicrobial Resistance Surveillance (ESGARS) and the Infectious Diseases and Clinical Microbiology Specialty Society of Turkey (EKMUD)



30–31 March 2009

ESCMID Postgraduate Technical Workshop
Advanced Course in Clinical Parasitology Paris, France

Organized by the ESCMID Study Group of Clinical Parasitology (ESGCP) and the Laboratoire de Parasitologie, Faculté de Médecine Denis Diderot, Paris, France



Publications Overview



Ragnar Norrby, ESCMID Past President,
ragnar.norrby@smi.se

Our flagship publication *CMI – Clinical Microbiology and Infection* is published by Wiley-Blackwell. This monthly scientific journal of high standing acts as a platform for scientists to publish their important findings. A renowned editorial team under the lead of Didier Raoult works tirelessly on reviewing and editing original articles, reviews and supplements to prepare them for publication. As with many other publications, the availability in print and online plays an important role and has shown a slight translation from print to online ver-

sions. Individuals and institutions keep using this journal in order to improve their knowledge. A new concept with theme sections has increased the quality and we strive to further advance the journal.

As for communication to our membership, the focus was shifted to the online offerings with a monthly newsletter and improved service on our website. But ESCMID is not going away from print media completely. This publication you are reading at this very moment is one of the regular upcoming publications for our members and interested parties.

Clinical Microbiology and Infection

Monthly theme sections in 2009

Since January 2009 each *CMI* now includes a section devoted to a particular theme. The remaining content of the issues comprise original research as submitted, not necessarily related to the theme.

January

The medical importance of chlamydiae

Guest Editor: Gilbert Greub

February

Consensus concerning MRSA

Guest Editor: Javier Garau

March

Infections due to MDR Gram-positives

Guest Editor: Giuseppe Cornaglia

April

Treatment for sepsis other than antibiotics

Guest Editor: Mical Paul

May

Emerging borrelioses

Guest Editor: Sally Jane Cutler

June

Is Europe prepared for highly infectious diseases?

Guest Editor: Philippe Brouqui

July

Diagnosis and monitoring of fungal infections

Guest Editor: Maiken Cavling Arundrup

August

Emerging virus diseases and climate change

Guest Editor: Ernest Gould

September

Frontiers in *Helicobacter pylori* research

Guest Editor: Francis Mégraud

October

Infectious causes of cancer

Guest Editor: Georgios Pappas

November

Emerging non-tuberculous mycobacteria

Guest Editor: Michel Drancourt

December

Hard to swallow: emerging and re-emerging issues in food-borne infection

Guest Editor: Panayotis Tassios

Message from the *CMI* Editor-in-Chief



*Didier Raoult, CMI Editor-in-Chief,
didier.raoult@gmail.com*

CMI is the journal of a society, ESCMID, and as such it should help to promote quality science and, more particularly, the science emanating from the Society. In conjunction with the aim of promoting science of quality, the journal aims to train new editors for the future of the journal. Thus, 15 associate editors have assumed autonomous responsibility for the peer review and revision process of all submitted articles, and the responsible editor is named on the title page of the published article.

CMI has several new aspects as of January 2009:

Each monthly issue will have a theme section with reviews that have been commissioned by an Associate Editor or by an invited expert (see list).

In order to allow us to publish more high quality material, the size of research articles has been substantially reduced, with a standardized length of 1000 words for research notes and 2500 words for full articles.

Neither clinical reports nor items of correspondence that describe case studies are invited for submission, and reviews will generally be limited to those invited for theme sections.

The journal wishes to welcome articles with a break-through potential in a column call 'research letters'. Such submissions should deal with important, spectacular preliminary data, and will benefit from a fast-track system for rapid online publication.

Coloured documents will be available and downloadable on the journal site.

As in the past, we believe that it is essential to have a short deadline between submission and publication, and will maintain the consistently high rate of initial rejection, based on the reality that we publish approximately 20% of the submitted articles. The decisions to decline submissions prior to external review are made by myself, in conjunction with the team of Associate Editors.

Message from the *CMI* Supplements Editor



*George Schmid, CMI Supplements
Editor, schmidg@who.int*

I officially began my position 1 January of this year and the three months since then (I am writing 25 March) have been a learning experience. Although, like many of you, I have been an author of manuscripts and editor of journals, I have never appreciated the complexities of taking submitted manuscripts and bringing them through what I shall call a 'quality assurance process' that results in manuscripts in bound journals that both authors and editors are proud of. It is more difficult than one might think, and I can say that it takes varied work put in by very good people to produce supplements. There have been surprises along the way and hurdles to surmount but, despite these, I am enjoying the position and hope, on your behalf, to increasingly produce supplements that more than meet your expectations.

Readers are familiar with sponsored supplements, usually representing the proceedings of symposia, and with supplements featuring recent guidelines and recommendations from ESCMID Study Groups and the ECDC. These will certainly continue. I hope also to begin supplements that will more broadly emphasize topics of clinical and epidemiologic relevance in the fields of both microbiology and infectious diseases. With this theme, and being aware that even specialists have non-specialty desires and interests, we would like to make each supplement relevant in some way to every reader, so that every reader can pick up a supplement and find something of interest.

And we at the editorial office would like to hear from you, to know what you are interested in reading about, how you might structure supplements, and what you may wish to sponsor. Please contact the editorial office with your suggestions of topics to be featured or your proposals of supplements to sponsor (cmi@escmid.org).

Communications Efforts Strengthened for 2009



Giuseppe Cornaglia, ESCMID President and Communication Officer, giuseppe.cornaglia@univr.it

In 2008 ESCMID decided to strengthen its communications and public affairs efforts in order to seize more opportunities to increase and extend its profile, reputation and reach. The renewed and reinforced focus on communications will have an important role to play not only in the profiling and positioning of ESCMID, but also in our attempts to further diversify activities, mobilize resources, membership and sponsorship.

We are convinced that the media, health advocates, medical associations, experts, decision-makers and the general public need to hear ESCMID's story, news and views. And as a result we have developed a new Communications Strategy which outlines the key objectives, who we are specifically targeting and why.

The aim of our communications activities is to effectively demonstrate that ESCMID is a living, dynamic, forward thinking and authoritative Society that has considerable knowledge and intellectual stature. This will help to build a strong platform from which ESCMID's expansion can continue in Europe and beyond.

The Society will be issuing statements and releases on key scientific conferences and international flag days of relevance to the Society and its membership and we will be undertaking media and public affairs work at opportunities throughout 2009.

To assist in this work and to provide practical and strategic support, ESCMID has appointed Bartley-Robbs Consultants Ltd., an international communications and public affairs consultancy based in London, UK, as the official press agency for ESCMID and ECCMID 2009.

ESCMID Newsletter

The first ESCMID online newsletter was originally sent to ESCMID members and Affiliated Societies to forward to their members already in 2005. Its purpose was to inform professionals in a timely way about ESCMID happenings and other activities relevant to specialists in the field. Over the years the original concept has remained whilst the appearance and thematic focus have somewhat varied. Due to the increase in activities and information, the newsletter went from a sporadic to a monthly publication in 2008. It now serves as the most important tool for distributing news to our members and affiliated societies, informing them about the latest upcoming programmes and offerings. We will continue to send you monthly updates with election results, course deadlines, funding calls and more.



ESCMID Website – Changes in 2008 and 2009

*Giuseppe Cornaglia, ESCMID President,
giuseppe.cornaglia@univr.it*

In 2008 ESCMID has relaunched its website to improve it aesthetically and functionally. At the same time new features were implemented. Below you will find an overview of the changes in 2008 and 2009, most of which were completed as part of the relaunch.

New services for members and users

During the relaunch we took the opportunity to improve upon many of our existing features. For example, the Online Lecture Library has been significantly upgraded and the Training & Career Centre improved to give more user flexibility. In addition we implemented a number of new features. See below for an overview.

- **Survey on Professional Affairs in CM and ID:**

In December 2008 the results have been published on the website and can be viewed interactively. Editors can also update country information.

- **Online application for ECC / Observership:**

In early 2009 the web module to apply online for Collaborative Centre status was implement-

ed. Once the Observership Programme is launched in mid-May 2009, applicants for an Observership will also be able to apply online.

- **Online application and nomination for Awards, Grants & Fellowships:**

ECCMID Travel Grant applicants have already been able to apply online in 2008 and starting in 2009, ESCMID Grants, Fellowships and Awards also including attendance grants for educational courses, can be applied or nominated for via the website. The process is linked to the ESCMID contact database of around 30'000 professionals. Applicants who are ESCMID members or registered website users do not need to re-enter their personal data.

Over the coming months we will be adding more features to the website to further expand and improve upon services. The website will be further adapted to quicken user navigation. Texts will be more concise and more conducive to screen reading. Images and icons will help to rapidly identify links and downloadable files. We will keep you informed through the ESCMID Newsletter.

Homepage of the new ESCMID website, www.escmid.org



Professional Affairs Overview



Gunnar Kahlmeter, Professional Affairs Officer for Clinical Microbiology (CM), gunnar.kahlmeter@ltkronoberg.se

Robert Read, Professional Affairs Officer for Infectious Diseases (ID), r.c.read@shef.ac.uk

The past year has seen ESCMID dramatically increase its involvement in this area of activity for both specialties. The two of us have greatly enjoyed working together on a number of new and continuing projects in collaboration with the ESCMID Professional Affairs Subcommittee (PAS). The input of its members has proved to be invaluable for accomplishing our aims.

The first meeting of the PAS in late 2007 produced the ideas that developed into the ESCMID Collaborative Centres and the ESCMID Observerships. This programme is well underway, and we expect the first Observers to be approved soon after ECCMID 2009.

The creation and updating of an accurate almanac of the profile of Infectious Diseases and Clinical

Microbiology is an important goal for ESCMID. We are pleased to announce that the survey of the profile of professional activity, accreditation and training in ID and CM in all of the European nations is now completed and accessible free-of-charge to all website visitors (www.escmid.org/survey).

Clinical practice guidelines are an important contribution of any large clinical society such as ours, and over the past 2 years we have accelerated our involvement in this area with investment in several major initiatives. Work on European guidelines on sore throat is underway.

Finally, ESCMID hosted an important Professional Affairs Workshop in Rome from 9–10 October 2008. A large number of presentations on the theme ‘Working together over borders’ (national borders, borders between specialties, professions, organizations, etc.) were given and discussed by delegates from all over Europe, including many trainees in both disciplines.

An overview of the activities within our portfolios can be found on the following pages.

Medical Guidelines

*Robert Read, Professional Affairs Officer
Infectious Diseases, r.c.read@sheffield.ac.uk*

Below you will find an overview of the recently published and ongoing guidelines.

- International Guidelines for Management of Severe Sepsis and Septic Shock (in cooperation with the Surviving Sepsis Campaign, published in *Crit. Care Med.* 2008; 36:296-327)
- Guidelines on the diagnosis and management of *Clostridium difficile*-associated disease (ESCMID guidelines, to be published later this year in *CMI*, led by Ed Kuijpers, Leiden, NL)
- Lower Respiratory Tract Infection (ongoing, in cooperation with ERS)
- Endocarditis (ongoing, in cooperation with ECS)

- Catheter-related Urinary Tract Infection (ongoing, in cooperation with IDSA)
- Urinary Tract Infection (ongoing, in cooperation with IDSA)
- Sore Throat Guidelines (ongoing)
- Invasive Fungal Infections (ongoing)

We encourage members and collaborators to propose suitable topics for the development of ESCMID guidelines. Suggestions of excellent national guidelines, which can serve as templates for European 'expansion', and of experts willing to lead a writing committee are also welcome. On the ESCMID website you can find a number of guidelines developed with or endorsed by the Society at www.escmid.org/guidelines.

ESCMID Provides
Country-specific Website

Survey on Professional Affairs in Clinical Microbiology and Infectious Diseases in Europe

Results of the survey at:
www.escmid.org/survey

*Gunnar Kahlmeter, Professional Affairs
Officer Clinical Microbiology,
gunnar.kahlmeter@ltkronoberg.se*

*Robert Read, Professional Affairs Officer
Infectious Diseases, r.c.read@shef.ac.uk*

To find out about the state of the two specialties Clinical Microbiology (CM) and Infectious Diseases (ID) in European countries, ESCMID has distributed questionnaires to ESCMID affiliated national societies in Europe on two occasions over the past 10 years. The results thus far have been published as reports in ESCMID News.

The 2008 questionnaire was set up differently to allow electronic polling and publication of results onto the ESCMID website as well as regular online updates by representatives from the individual countries. Each affiliated society had appointed two national editors, one for CM and one for ID to fill in the information. The questionnaire was developed in concert with UEMS (Union Européenne des Médecins Spécialistes) representatives and the

ESCMID Professional Affairs Subcommittee. It was tested by many colleagues from various countries after which it was opened late summer 2008 to the 68 editors in all 34 European countries via password-protected access.

The web-based presentation went online in December 2008. Each country has its own webpages for both CM and ID. Specialists in their respective fields can address those in charge of the content of the websites – to suggest changes, updates and links to national societies. Each country takes responsibility for describing the two specialties and it is anticipated that ESCMID affiliated societies and UEMS representatives will collaborate to keep the pages updated.

Webpage functions allow ESCMID members to cross-tabulate most of the questions and answers of the questionnaire and to export the data file in full to a format which can easily be imported into other programs. It is expected that the new tool will stimulate exchange over borders and the discussion and the development of the specialities in Europe.

The ESCMID Workshop on Professional Affairs in Clinical Microbiology and Infectious Diseases

Giuseppe Cornaglia, ESCMID President,
giuseppe.cornaglia@univr.it

Gunnar Kahlmeter, Professional Affairs Officer, Clinical Microbiology, gunnar.kahlmeter@ltkronoberg.se

Robert Read, Professional Affairs Officer, Infectious Diseases, r.c.read@shef.ac.uk

One hundred forty professionals met in Rome in fall 2008 to review the status of the specialities, Clinical Microbiology and Infectious Diseases, across Europe and to discuss initiatives to improve the organizational basis for medical practice in our disciplines. Giuseppe Cornaglia, Gunnar Kahlmeter and Robert Read – in close consultation with the ESCMID Professional Affairs Subcommittee – invited participants to the workshop. Over six sessions, specialists in both fields from countries throughout Europe discussed facts and ideas concerning professional development and cooperation. Below you will find a list of speakers and topics as well as some photo highlights from the workshop. Presentation slides are available at www.escmid.org/paworkshop.

Overview of the sessions, talks and speakers

Defining the territories

Chairpersons: Giuseppe Cornaglia, Javier Garau

- Clinical Microbiology throughout Europe: a Family Tree. *John Edward Degener*
- Infectious Diseases throughout Europe: a Family Tree. *Mike McKendrick*

Working with others

Chairpersons: Antonio Cassone, Evelina Tacconelli

- Interaction between clinical microbiologists and infectious disease physicians: possible obstacles. *Jos WM van der Meer*
- Pharmacists and MDs vs. infections: confrontation or co-operation? *Niels Frimodt-Møller*
- Current and future models for the organization of anti-infective management teams. *Marc Struelens*

Improving our practice – 1

Chairpersons: Nicola Petrosillo, Andreas Voss

- The more is not always the better – providing high-quality service in spite of limited resources. *Arjana Tambic*
- Rapid testing and automation in clinical microbiology: where are we today? *Mario Poljak*
- Doctor tests or ‘bedside-microbiology testing’: can it help in the therapeutic management? The point of view of an Infectious Diseases specialist. *Ingrid Nilsson Ehle*
- Doctor tests or ‘bedside-microbiology testing’: can it help in the therapeutic management? The point of view of the Clinical Microbiologist. *Vincent Jarlier*

Improving our practice – 2

Chairpersons: Winfried Kern, Annalisa Pantosi

- Why is the workflow in clinical microbiology so slow? Can we get it quicker? *Emmanuelle Cambau*
- The contribution of health economics to the evaluation of diagnostic strategies and microbiology testing. Application to the point of care diagnostics in medicine. *Isabelle Durand-Zaleski*
- Finding new niches for our skills! *Winfried Kern*

Organizing ourselves

Chairpersons: Murat Akova, Roberto Cauda

- What are the possible benefits of a closer liaison between the specialities of Clinical Microbiology and Infectious Diseases? *Helen Giamarellou, Fernando Baquero*
- Many bugs, one house? The different souls of Clinical Microbiology. *Hilary Humphreys, Gijs J.H.M. Ruijs*
- Sub-specialization in Infectious Diseases: Should we have specialists in TB, hepatitis and HIV? *Roberto Cauda*

Getting ready for the future – increased effectiveness

Chairpersons: Giuseppe Cornaglia, Gunnar Kahlmeter, Robert Read

- Emerging diseases and their spread (including climate changes). *Javier Garau*
- Antimicrobial drugs availability – practising medicine in a world without antibiotics. *Ragnar Norrby*
- Multi-professional working relationships. *Gijs J.H.M. Ruijs*
- Pan-European integration. *Mario Poljak*



ESCMID Collaborative Centres and Observerships

33 ECCs are approved

*Gunnar Kahlmeter, Professional Affairs
Officer Clinical Microbiology,
gunnar.kahlmeter@ltkronoberg.se*

*Robert Read, Professional Affairs Officer
Infectious Diseases, r.c.read@sheffield.ac.uk*

ESCMID has launched the first part of this brand new initiative, ESCMID Collaborative Centres (ECC) to identify centres of training excellence in Europe. Now we are launching the second part, the ESCMID Observerships. These are ESCMID subsidised opportunities for members to spend one day, one week or one month at an ESCMID Collaborative Centre. We view this an important programme for ESCMID. It will foster trans-European cooperation and professional and academic exchange.

As of 5 April 2009, 33 Departments of Clinical Microbiology and Infectious Diseases throughout Europe had applied singly or together for status as an ECC (see list). Institutions can be Clinical (Medical) Microbiology, Clinical Bacteriology or Virology services, Infectious Disease Units or a combination of these. Microbiology and infectious disease departments are encouraged to apply together. We hope that institutions from many parts of Europe will apply and be rewarded by the prestige and profile that it will engender. Furthermore, ESCMID members from Collaborative Centres will be given priority when applying for Observerships in other Collaborative Centres. Detailed application information can be found in the box below or at: www.escmid.org/ecc.

Collaborative Centres

A Collaborative Centre must be prepared to accept at least one ESCMID Observer per year. The length of the visit is agreed between the Centre and the Observer but should normally be between one day and one month. Observers will be able to study service provision, operational structures, methodologies and techniques, as well as clinical practice. If the length of the visit is more than a day, the Observer should be prepared to give a talk on the organization of CM and/or ID in his country. The Observership is primarily meant to foster good clinical practice in CM and ID, but interchange on research interests and activities is not excluded.

Good examples of appropriate ECCs for infectious diseases include those institutions where high volumes of patients with specific diseases are seen, particularly those which might not be seen by doctors in all parts of Europe (e.g. patients with multi-

drug resistant *M. tuberculosis*, hepatitis, HIV, Congo Crimean haemorrhagic fever, brucellosis, or tropical disorders) and also non-exotica treated at a high standard are important.

Good examples of appropriate ECCs of clinical microbiology include those with particular diagnostic expertise, skills and organizational structures. Particularly, high throughput institutions; reference laboratories; laboratories with integrated bacteriology, virology and molecular microbiology; and laboratories with an international profile are invited to apply.

We urge prominent ESCMID members to nominate their own centres as ESCMID Collaborative Centres. The potential future benefits for both hosts and visitors are legion, and will foster international cooperation and friendship.

Observerships

A web-based application procedure for individuals to become ESCMID Observers is being launched just before ECCMID 2009. Any ESCMID member will be able to apply for funding to visit an ECC, see www.escmid.org/observership.

The ESCMID Executive has approved a budget that will be sufficient for approximately 50 Observerships during 2009. Successful applicants will be permitted to apply for costs covering travel and some limited subsistence costs up to a total of EUR 1'000 (plus, when appropriate another EUR 200 for administrative costs incurred at the ECC). Ultimately, we hope that this will become an established feature of ESCMID's contribution to our disciplines. Our intention is that the successful completion of an ESCMID Observership will be viewed as a positive attribute in a good curriculum vitae.

List of ECCs and contact persons registered as of 5 April 2009

Approved ESCMID Collaborative Centres. Some Centres are not yet eligible for the Observership Programme because full information is still pending.

- Addenbrooke's Hospital, Infectious Diseases, Effrossyni Gkrania-Klotsas, Cambridge, UK
- Albert-Ludwigs-University, Division of Infectious Diseases, Winfried V. Kern, Freiburg i.Br., DE
- Alfa Institute of Biomedical Sciences, Medicine, Matthew Falagas, Marousi, Athens, GR
- Canisius Wilhelmina Ziekenhuis [CWZ], Clinical Microbiology & Infectious Diseases, Andreas Voss, Nijmegen, NL
- Centre Hospitalier G. Dron, Maladies infectieuses et du voyageur, Yazdan Yazdanpanah, Tourcoing, FR
- Centre Hospitalier Universitaire [CHU] Farhat Hached, Infectious Diseases, Amel Letaief, Sousse, TN
- Clinical Hospital Centre Zagreb, Clinical and Molecular Microbiology, Smilja Kalenic, Zagreb, HR
- Fundación Jiménez Díaz-UTE, Clinical Microbiology, Jaime Esteban, Madrid, ES
- Geneva University Hospitals, Internal Medicine, Jacques Schrenzel, Geneva, CH
- Gulhane Military Medical Academy, Clinical Microbiology and Infectious Disease, Omer Coskun, Ankara, TR
- Hacettepe University School of Medicine, Infectious Diseases, Murat Akova, Ankara, TR
- Heinrich-Heine-University, Institute of Medical Microbiology and Hospital Hygiene, Colin MacKenzie, Düsseldorf, DE
- Hopital Bicetre - South Paris Medical School, Bacteriology-Virology, Patrice Nordmann, Le-Kremlin-Bicetre, FR
- Hospital Universitario Virgen Macarena, Infectious Diseases, Jesús Rodríguez-Baño, Seville, ES
- Hospital Universitario Virgen Macarena, Microbiology, Alvaro Pascual, Seville, ES
- Institute of Microbiology and Immunology, Faculty of Medicine, University of Ljubljana, Mario Poljak, Ljubljana, SI
- Instituto de Salud Carlos III, Mycology, Juan Luis Rodríguez-Tudela, Majadahonda, ES
- Isala klinieken, LMMI, Gijs JHM Ruijs, Zwolle, NL
- National Institute for Infectious Diseases, Scientific Direction, Giuseppe Ippolito, Rome, IT
- National School of Public Health, Microbiology, Alkiviadis Vatopoulos, Athens, GR
- Nuffield Orthopaedic Centre NHS Trust, Bone Infection Unit, Bridget Atkins, Headington, Oxford, UK
- Faculté de Pharmacie, Clinical Bacteriology, Luc Dubreuil, Lille, FR
- Rigshospitalet, University of Copenhagen, Clinical Microbiology, Niels Hoiby, Copenhagen, DK
- Semmelweis University, Microbiology Laboratory of Department of Dermatology, Venerology and Dermatocology, Ferenc Rozgonyi, Budapest, HU
- Sheffield Royal Hallamshire Hospital, Infectious Diseases, Robert C Read, Sheffield, UK
- St Laszlo Hospital, Microbiology, Klara Tarkanyi, Budapest, HU
- St Antonius Hospital, Medical Microbiology and Immunology, Bartelt M. de Jongh, Nieuwegein, NL
- Statens Serum Institut, Department of Bacteriology, Mycology and Parasitology, Jens Jørgen Christensen, Copenhagen S, DK
- Università Cattolica, Infectious Diseases, Roberto Cauda, Rome, IT
- Universitätsklinikum Ulm, Comprehensive Infectious Diseases Center, Peter Kern, Ulm, DE
- University Hospital Marques de Valdecilla, Microbiology, Luis Martínez-Martínez, Santander, ES
- University Medical Centre Groningen, Medical Microbiology, John Edward Degener, Groningen, NL
- University of Szeged, Institute of Clinical Microbiology, Elisabeth Nagy, Szeged, HU

How to apply for a ESCMID Collaborative Centre (ECC)

We are pleased to invite you to take part in the new 'ESCMID Collaborative Centre' initiative which is a unique opportunity to be listed on the ESCMID website and to present your staff, services and main skills and interests to colleagues and the public. We hope that institutions from many parts of Europe will apply and be rewarded by the prestige and profile that it will engender.

We kindly ask you to follow the instructions below on how to apply online for an ESCMID Collaborative Centre status. ESCMID policy foresees registration of individual laboratories/departments/centres but not professional societies or multi-centre organizations. However, clinical microbiology laboratories and departments of infectious diseases within a given hospital are encouraged to apply either jointly or individually. With joint application, please note that departments need to complete separate application forms, in which the name of the joint applicant (institution, town, country) is given.

The ESCMID Collaborative Centre application is a two step process. In Step 1 of the application, you need to submit a short profile as well as the name and email of two external references.

For the online application form, please go to the ESCMID website (www.escmid.org/ecc) and proceed to the application

form which is at the bottom of the page.

To access the form you need to be a registered ESCMID website user or member:

- Members, please login with your email address/member ID and your password. If you have forgotten your password, please proceed to the 'Forgot Password' function in the marginal column.
- Non-members, please register first as a website user at 'Registration' (website registration is free). Your password will be sent by email. Please make a note of your password and login for future use. After you have received your login details by email, please proceed to the ECC application form on the ESCMID website.

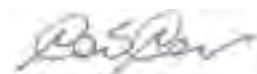
Applications can be submitted throughout the year and are normally processed within 2 months.

You will find further details of the ESCMID Collaborative Centres initiative on our website.

Please do not hesitate to contact the ESCMID Executive Office at ecc@escmid.org if you require further information.



Gunnar Kahlmeter
Professional Affairs Officer CM



Robert Read
Professional Affairs Officer ID

EUCAST – the European Committee on Antimicrobial Susceptibility Testing



EUCAST Steering Committee members, from left to right: Arne Rodloff (DIN), Alasdair MacGowan (BSAC), Christian Giske (SRGA), Gunnar Kahlmeter, Rafael Canton, Derek Brown, Paul Tulkens (BE, representing the General Committee), Antti Hakanen (FI, representing the General Committee), Claude James Soussy (CA-SFM), Johan Mouton (CRG)

*Derek Brown, EUCAST Scientific Secretary,
derek.brown222@btinternet.com*

*Gunnar Kahlmeter, EUCAST Chairman,
gunnar.kahlmeter@ltkronoberg.se*

EUCAST was formed by ESCMID in 1997 to provide common European breakpoints and antimicrobial susceptibility methodology. It was restructured in 2001-2002 by ESCMID and the National Breakpoint Committees of several European countries. ESCMID has provided the administrative, financial and scientific framework for EUCAST through EU/ECDC grant support from 2004-2008, the current ECDC grant support (3 years from September 2008) and during periods without other funding.

The Steering Committee is responsible for the scientific work and direction of EUCAST and carries out the majority of the work of EUCAST. The Steering Committee consists of the central management team (Chair, Scientific Secretary and Clinical Data Co-ordinator), one representative of each of the six national antibiotic breakpoint committees in Europe and two representatives of the EUCAST General Committee. The EUCAST General Committee constitutes a European network and each European country has been invited to appoint a representative on the EUCAST General Committee, which normally meets once yearly and between meetings is consulted by the EUCAST Steering Committee on all matters of importance. EUCAST also has consultative networks of experts in the antimicrobial chemotherapy field, and representatives of the pharmaceutical industry and susceptibility device manufacturers. The consultative networks are informal interest groups and networks that are consulted by email on relevant matters. They are invited to attend the annual open meeting of EUCAST. EUCAST also consults more widely on proposals via the EUCAST website at www.eucast.org.

EUCAST has now harmonized breakpoints for all widely used existing antibacterial agents. In addition, breakpoints have been set for several new agents as part of the licensing process by the European Medicines Agency (EMA). There is a clear need for revision of breakpoints to meet the demands of new resistance mechanisms, extended indications or new administration forms or dosages. For these reasons several breakpoints are currently being reassessed.

All European breakpoints are freely available on the EUCAST website. The website gives details of EUCAST organization, activities and guidelines, and copies of all EUCAST publications can be freely downloaded. The website links to a EUCAST website presenting MIC distributions of wild type bacteria, with epidemiological cut-off values for surveillance. This website now includes collated data from over 18'000 MIC distributions from worldwide sources.

The EUCAST subcommittee dealing with antifungal agents has set breakpoints for fluconazole and voriconazole and is currently working on several others. The subcommittee on expert rules has published extensive tables of expert rules, freely available on the EUCAST website, and a computer program to apply the rules from any PC is currently being developed. The anaerobe subcommittee has advised the Steering Committee on breakpoints for anaerobes during the harmonization process.

Today, EUCAST is well established as the only pan-European antimicrobial breakpoint committee. EUCAST has united all involved in the setting of clinical breakpoints in Europe. It is accepted as the European antimicrobial breakpoint committee by the profession, by national breakpoint committees in Europe, the European Medicines Agency (EMA), the European Centre for Disease Control (ECDC), the European Food Safety Authority (EFSA), the pharmaceutical industry and the susceptibility testing devices industry.

GRACE – Genomics to Combat Resistance against Antibiotics in Community-acquired LTRI in Europe



GRACE Workshop, 20 – 22 October 2008, Cambridge, UK. Roger Finch and two young participants in the Workshop.

Javier Garau, ESCMID President-elect and ESCMID representative in GRACE WP12, jgarau@garmar.e.telefonica.net

GRACE is a Network of Excellence of the EU-funded Framework 6 Programme focusing on the complex and controversial field of community-acquired lower respiratory tract infections (LRTI), which is one of the leading reasons for seeking medical care and accounts for a major part of the community burden of antibiotic use. Microbial and human genomics are integrated with health sciences research consisting of clinical observational and intervention studies, health economics and health education to specifically change practice in managing community-acquired LRTI.

The GRACE education and training programme is jointly run by the European Respiratory Society (ERS) and by ESCMID in the GRACE Workpackage 12 team, through a variety of educational and training platforms aimed at improving antibiotic prescribing practice and better management of community-acquired LRTI. In 2008, this team organized a Postgraduate Education Course at the ECCMID Barcelona. Furthermore, a three-day workshop was held in Cambridge, UK. All sessions of these events have been recorded and are available for free on the GRACE e-learning platform at www.grace-edut.org. Over the five-year period of the GRACE project, WP12 aims at delivering a full curriculum covering all major topics around LRTI with a special focus on new research results originating from the GRACE research workpackages.

For more information on GRACE, helpful links and upcoming courses, please visit the ESCMID website at www.escmid.org/grace.



Cambridge, UK

TROCAR – Translational Research on Combating Antimicrobial Resistance



The ultimate TROCAR goal is to recommend novel control measures to limit or prevent the spread of highly virulent multi-drug resistant clones: from molecule to preventive action.

Group picture at the TROCAR kickoff meeting on 6 February 2009

Jordi Vila, *Scientific Affairs Officer and Coordinator of TROCAR*, j.vila@ub.edu

The dramatic increase of new antibiotic resistance genes and the prevalence of bacterial resistance to multiple antibiotics are reason for concern. Health care systems of most European countries provide the perfect framework for the wide-spread dissemination of high-risk resistant clones or genetic resistant elements because they are based on a continuum from acute-care hospitals through other healthcare facilities to the community.

High-risk resistant clones are those bacterial clones that combine: 1) mechanisms of resistance to antibiotics of critical clinical importance and 2a) ability to be transmitted with high efficiency among hospitalized patients; or 2b) with particular ability to produce severe or invasive infections; or 2c) ability to efficiently colonize human hosts during long periods of time.

In addition, selection, dissemination and evolution of antibiotic resistance genes and their genetic environmental location have been less studied and have become essential to better design overall control strategies. The selection of the most appropriate strategies to control the dissemination of these microorganisms is under debate largely because of the lack of a definition of the specific traits of the epidemic strains.

This project is therefore motivated by three main questions.

1. Are certain resistant strains more epidemic than others? Are certain strains more prone to persist in the human environment? If so, why?
2. Do epidemic and persistent strains have specific virulence, physiological, colonization, or transmission-facilitating traits that non-epidemic strains do not have?
3. What is the origin and what are the mechanisms of acquisition of these fitness-increasing traits in resistant bacteria? Might the elucidation of these mechanisms provide new insights for prediction and intervention?

TROCAR harnesses the collective potential of 14 leading European research groups for advanced molecular investigations into the natural history and evolutionary trajectories of new and highly virulent multi-drug resistant strains of bacterial patho-

gens, causing particular concern to hospitals and the community, and provides the scientific and public health community in Europe with advanced state-of-the-art research lines, for interventions and progress towards goals for the strategic control of these pathogens.

The driving concept of this project is to investigate the fundamentals of the epidemiology of new highly virulent multiresistant strains of MRSA, VRE, ESMAC-BL-producing Enterobacteriaceae, multidrug-resistant *P. aeruginosa* and *A. baumannii*. TROCAR focuses on three major strategic aims.

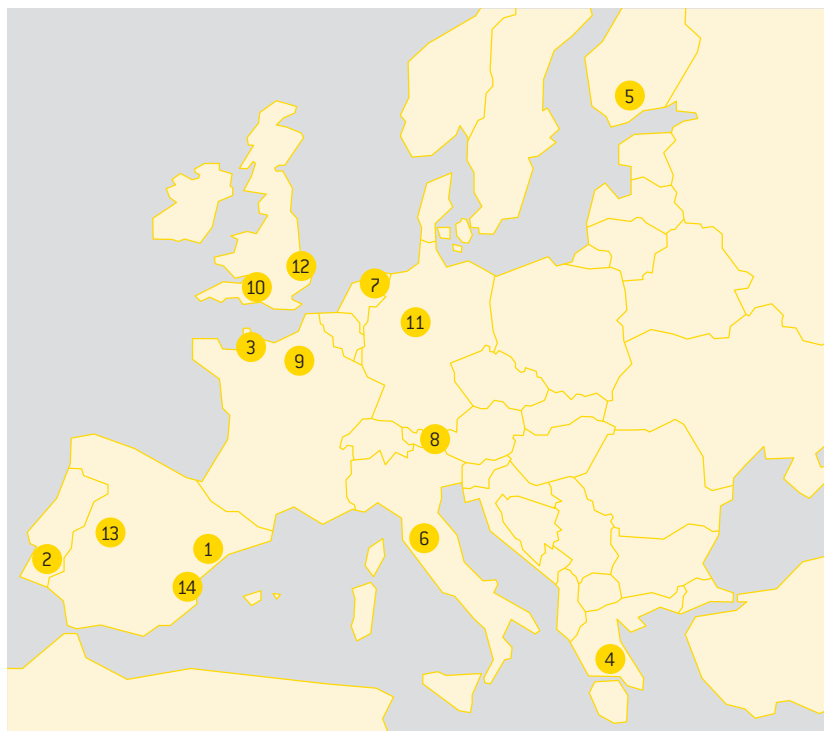
1. The definition of the major high-risk resistant clones based on an appropriate representative collection and new clinical strains obtained during molecular epidemiological studies, in hospitals and laboratories collaborating with their respective National Excellence Laboratories in European countries using a standardized protocol.
2. The promotion of collaborative European research to investigate, by genomic and proteomic approaches, specific traits associated with virulence, transmission, persistence and resistance of epidemic clones in comparison with non-epidemic clones. This also includes investigation of resistance determinants and their genetic location in horizontal gene transfer units as well as their genetic environment.
3. The development of bioinformatics tools to fully exploit the genomics data and allow the rapid identification of resistant strains with heightened epidemic potential.

By combining the outputs of the project it is possible: to provide tools for monitoring the spread of key community and nosocomial pathogens; to provide the scientific basis for an early warning system when isolates of a particular epidemicity appear in the community and in nosocomial settings; to create a knowledge base for combating epidemicity and virulence; to characterize specific genetic elements carrying genes encoding ESCMAC-BL; to identify potential reservoirs of antibiotic resistance genes amongst community and nosocomial pathogens involving multi-drug resistance; and to establish the bioinformatic tools and infrastructure necessary to achieve the ultimate TROCAR goal.

The consortium

Researchers include many internationally recognized individuals whose expertise spans diverse fields, including medical microbiology, genomics and proteomics, molecular typing and population genetics, antimicrobial resistance, bacterial pathogenicity and computational analysis. Moreover, the project is conducted under the patronage of ESCMID.

These research groups provide a Network of Excellence to fill the knowledge gaps in partnership with a network of national and regional institutes and laboratories that identify imminent health threats to the communities and hospitals in Europe imposed by novel and successful bacterial pathogens.



Partners

1 Institut d'Investigacions Biomèdiques August Pi i Sunyer, Hospital Clínic, Barcelona, Spain [Coordinator]

- Jordi Vila, jvila@ub.edu
- Elisabet Guiral, Project Manager

2 Instituto de Tecnologia Química e Biológica (ITQB), Universidade Nova de Lisboa, Oeiras, Portugal

- Herminia de Lencastre, hml@itqb.unl.pt

3 EA2128 [Interactions hôte et microorganismes des épithéliums], Laboratoire de Microbiologie, Université de Caen Basse-Normandie, CHU Côte de Nacre, Caen, France

- Roland Leclercq, leclercq-r@chu-caen.fr

4 National School of Public Health (NSPH), Athens, Greece

- Alkiviadis Vatopoulos, avatopou@nsph.gr

5 National Public Health Institute (KTL), Helsinki, Finland

- Jaana Vuopio-Varkila, jaana.vuopio@ktl.fi

6 Department of Molecular Biology, Microbiology Section, University of Siena (UNISI), Italy

- Gian Maria Rossolini, rossolini@unisi.it

7 University Medical Center Groningen (UMCG), Groningen, Netherlands

- Hajo Grundmann, hajo.grundmann@rivm.nl

8 European Society of Clinical Microbiology and Infectious Diseases (ESCMID), Taufkirchen, Germany

- Giuseppe Cornaglia, giuseppe.cornaglia@univr.it

9 Department of Bacteriology-Virology, Hospital Bicêtre, South-Paris Medical School and University, France

- Patrice Nordmann, nordmann.patrice@bct.aphp.fr

10 Department of Biology and Biochemistry, University of Bath, UK

- Edward J. Feil, e.feil@bath.ac.uk

11 Robert Koch Institute, Wernigerode Branch, Germany

- Wolfgang Witte, wittew@rki.de

12 Health Protection Agency (HPA), Antibiotic Resistance Monitoring & Reference Laboratory (ARMRL), London, UK

- David M. Livermore, david.livermore@hpa.org.uk

13 Servicio Madrileño de Salud (SERMAS), Servicio de Microbiología, Hospital Universitario Ramón y Cajal, Madrid, Spain

- Rafael Cantón, rcanton.hrc@salud.madrid.org

14 Sistemas Genómicos, S.L. (SSGG), Paterna, Spain

- Ana Blanco, david.garcia@sistemasgenomicos.com

Upcoming ECCMIDs

19th ECCMID
Helsinki, Finland
16 – 19 May 2009

20th ECCMID
Vienna, Austria
10 – 13 April 2010

21st ECCMID / 27th ICC
Milan, Italy
7 – 10 May 2011

22nd ECCMID
London, UK
31 March – 3 April 2012



ESCMIID EUROPEAN SOCIETY OF CLINICAL MICROBIOLOGY AND INFECTIOUS DISEASES

European Congress of Clinical Microbiology and Infectious Diseases

Vienna
10–13 April 2010

ECCMID

20th

www.escmid.org/eccmid2010

The poster features the ESCMID logo at the top left. The main text is centered, with the event name and dates. A large vertical 'ECCMID' logo is on the right, and a smaller '20th' is on a red vertical bar. The bottom section contains three images: a crowd of people, a stylized tree, and a building with a statue. The website URL is at the bottom left.



ESCMIID

European Congress of Clinical Microbiology and Infectious Diseases
International Congress of Chemotherapy

Milan, Italy
7–10 May 2011

ECCMID
ICC

21st
27th

www.escmid-icc2011.org

The poster features the ESCMID logo at the top left and a small globe icon. The main text is centered, with the event name and dates. A large vertical 'ECCMID ICC' logo is on the right, and a smaller '21st 27th' is on a blue vertical bar. The bottom section contains two images: a crowd of people and a theater interior. The website URL is at the bottom left.

Upcoming Events at a Glance

More detailed information about ESCMID courses and conferences as well as general information about other events can be found on the ESCMID website (www.escmid.org) under Dates & Events.

Postgraduate Education Courses and Workshops

- | | | | |
|------------------|---|-----------------------------|---|
| 8 – 12 Jun 2009 | ESCMID Postgraduate Technical Workshop
Postgraduate Course in Clinical Parasitology
Amsterdam, The Netherlands | 23 – 24 Oct 2009 | GRACE Workshop
New Challenges in Primary Care: Back to the Future
Rome, Italy |
| 12 – 13 Jun 2009 | ESCMID/API/ISID Latin-American Workshop
Antimicrobial Resistance
Caracas, Venezuela | 7 – 11 Nov 2009 | ESCMID Postgraduate Education Course
ESCMID-SHEA Training Course in Hospital Epidemiology
San Lorenzo de El Escorial (Madrid), Spain |
| 17 – 20 Aug 2009 | ESCMID Postgraduate Technical Workshop
Medical Biofilm Techniques 2009
Copenhagen, Denmark | 13 – 14 Nov 2009 | ESCMID Postgraduate Education Course
From Bench to Bedside: Viral Hepatitis
Istanbul, Turkey |
| 3 – 5 Sep 2009 | ESCMID Postgraduate Education Course
<i>Acinetobacter</i> Infections: Microbiological, Clinical and Therapeutical Aspects
Istanbul, Turkey | ESCMID Summer School | |
| 7 – 8 Sep 2009 | ESCMID Postgraduate Technical Workshop
Histopathology in Experimental Neuroinfection
Berne, Switzerland | 11 – 17 Jul 2009 | 8th ESCMID Summer School
Porto, Portugal |
| 12 Sep 2009 | GRACE Postgraduate Education Course
Vaccination and Preventive Measures for LRTI in the Community
Vienna, Austria | ESCMID Conferences | |
| 1 – 3 Oct 2009 | 2nd ESCMID/ASM Workshop
Antimicrobial Resistance Surveillance
Cairo, Egypt | 16 – 19 May 2009 | 19th ECCMID
Helsinki, Finland |
| 14 – 16 Oct 2009 | ESCMID Postgraduate Education Course
Zoonoses and Vector-borne Diseases in Europe
Grenoble, France | 22 – 25 Sep 2009 | ASM/ESCMID Conference
Methicillin-resistant Staphylococci in Animals: Veterinary and Public Health Implications
London, UK |
| 21 – 23 Oct 2009 | ESCMID Postgraduate Education Course
Antibiotic Resistance and Healthcare-associated Infections
Sibenik, Croatia | 4 – 8 Oct 2009 | ESCMID/FEMS Conference
From Microbial Pathogenesis to the Discovery of Antivirulence Drugs
Villars-sur-Ollon, Switzerland |
| 22 – 24 Oct 2009 | ESCMID Postgraduate Education Course
Diagnosing and Treating Fungal Infections: from Neonates to Adults
Thessaloniki, Greece | 25 – 27 Oct 2009 | ESCMID Conference
Antibiotic Treatment Failure in the Absence of Bacterial Resistance
Freiburg, Germany |
| | | 18 – 20 Nov 2009 | ESCMID Conference
Enterococci: from Animals to Man
Barcelona, Spain |
| | | 18 – 19 Feb 2010 | ESCMID Conference
Invasive Fungal Infections
Rome, Italy |
| | | 10 – 13 Apr 2010 | 20th ECCMID
Vienna, Austria |
| | | 7 – 10 May 2011 | 21st ECCMID / 27th ICC
Milan, Italy |
| | | 31 Mar – 3 Apr 2012 | 22nd ECCMID
London, UK |

Membership Makes you Part of a Community



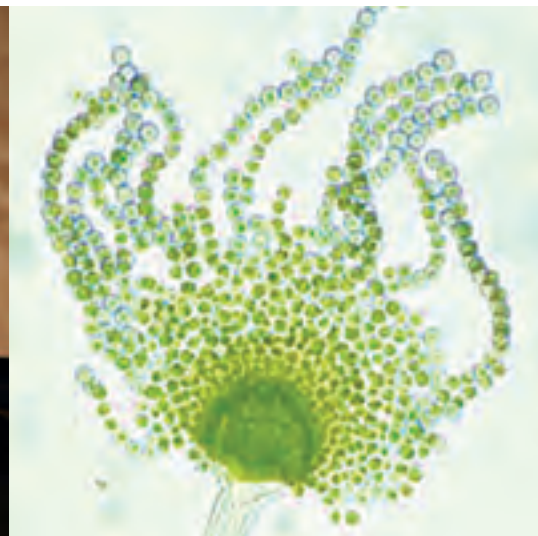
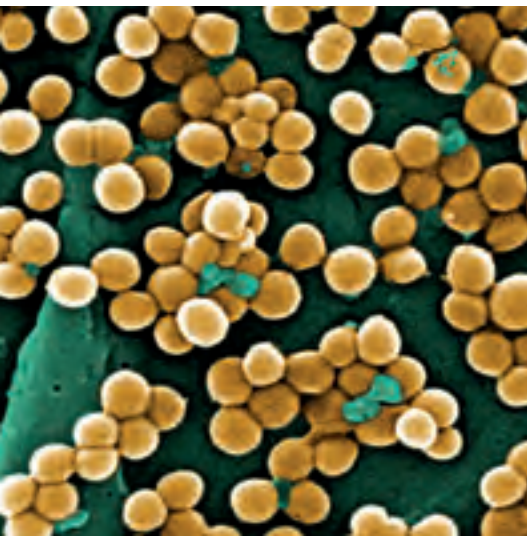
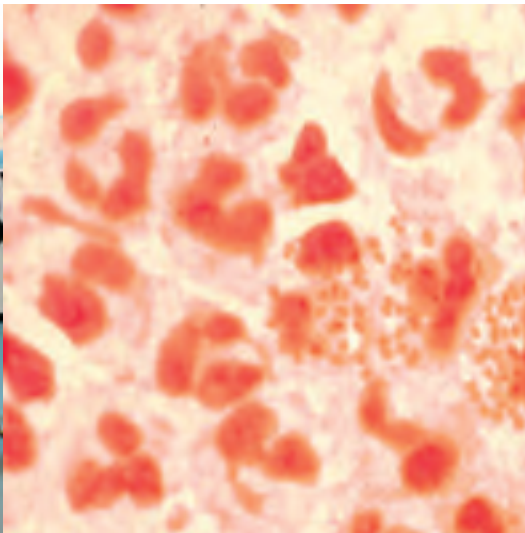
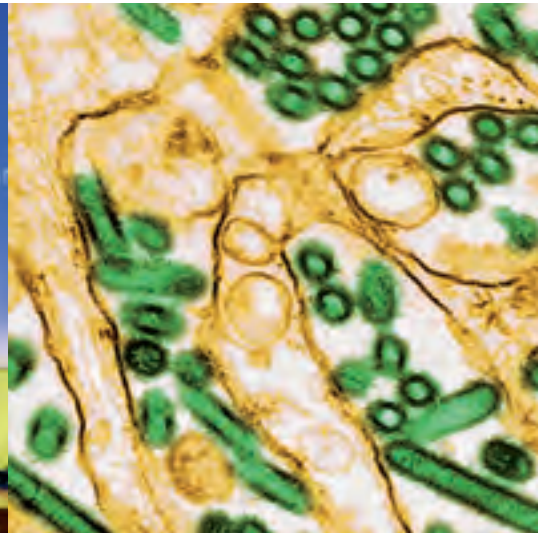
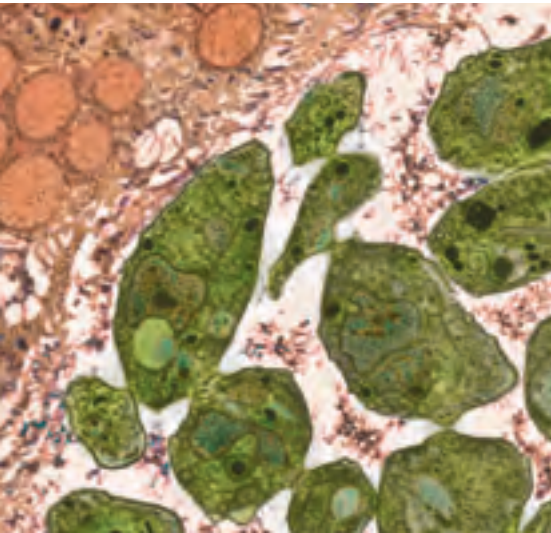
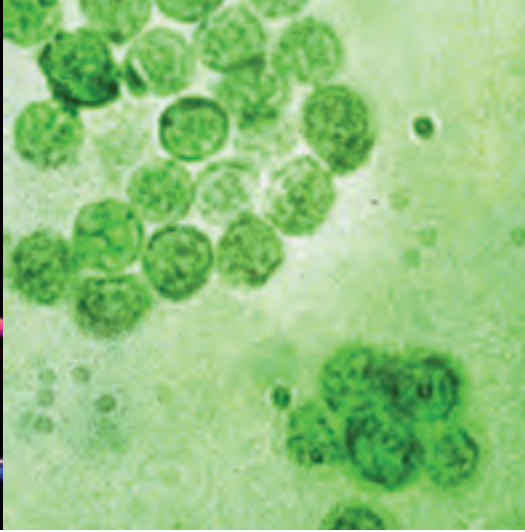
The Benefits of Regular Membership

- Subscription to the monthly issues and supplements of *Clinical Microbiology and Infection (CMI)*, in print and/or online
- Registration discounts for ECCMID, ESCMID Summer School and other scientific and educational events organized by ESCMID
- Receipt of ESCMID Newsletter by email and ESCMID Yearbook by post
- Option to subscribe to several European journals at a preferential rate
- Access to ESCMID member-only webpages, including the Membership Directory and Online Lecture Library
- Eligibility for ESCMID Training Fellowships, Research Grants and Observerships
- Right to vote and influence the future of the Society

Apply for ESCMID Membership

Visit our website and join us now!

www.escmid.org/membership



ESCMID e.V.
Hainbuchenstrasse 65
P.O. Box 1131
DE-82018 Taufkirchen
Germany



www.escmid.org

