

Patient of the day (Nr 3)

Mario de Vries is screened




Read case description

Examine slide during the day

Answer the questions


<books, internet, discuss>

Group discussion at the end of the day



ESCMID Online Lecture Library
LUMC © by author

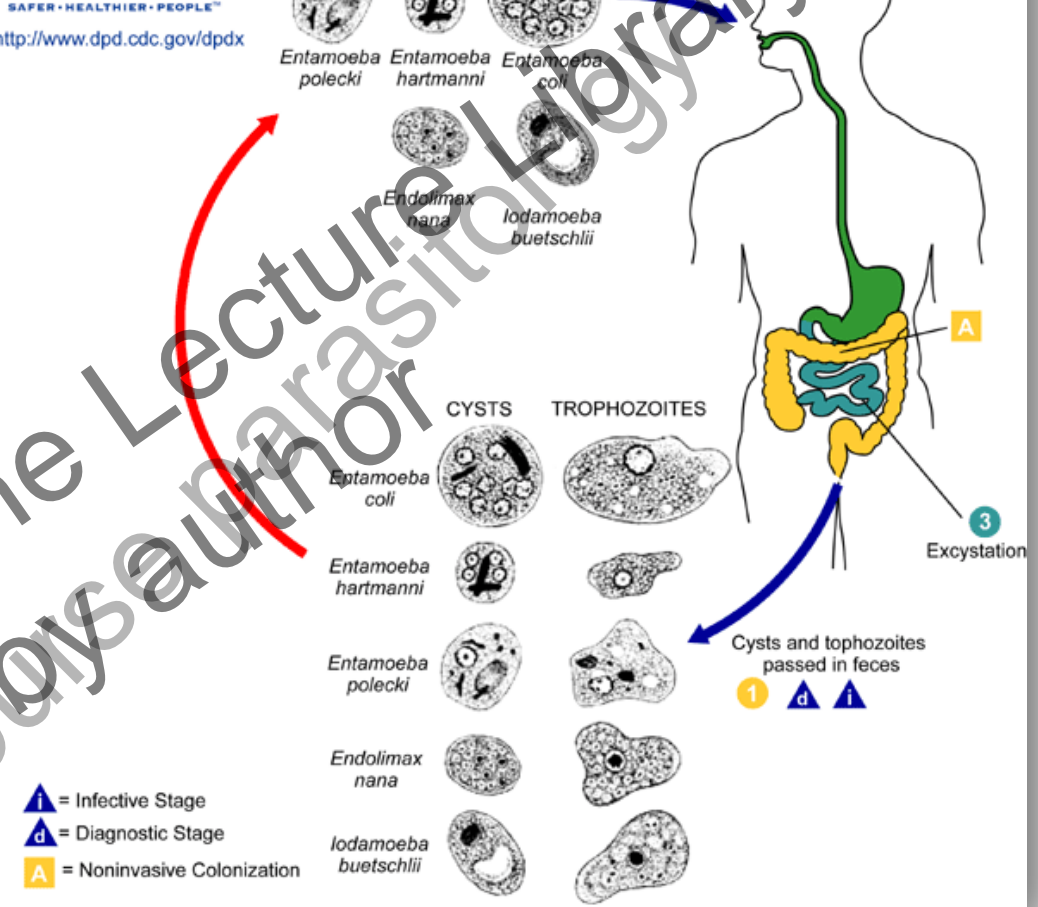
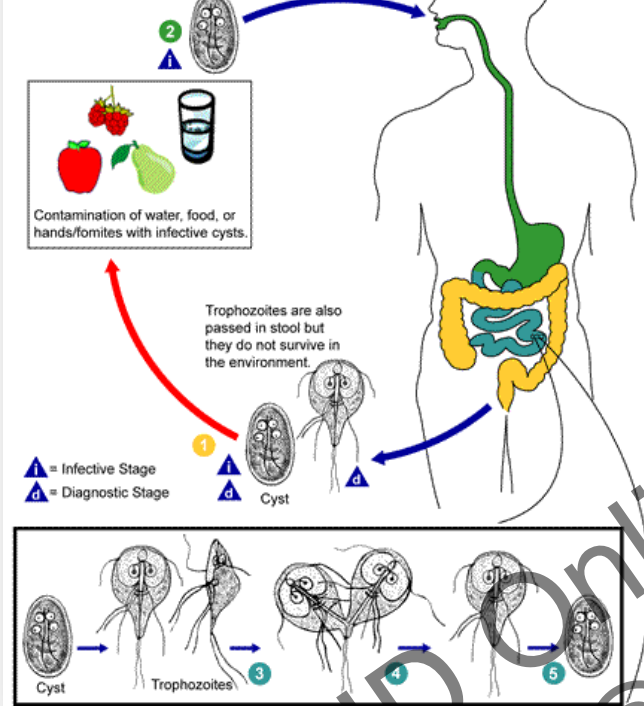




Giardia lamblia cysten
 $\pm 12 \times 8 \mu m$

Iodamoeba butschlii cysten
 $\pm 8-15 \mu m$,





ESCMID Online Lecture Library
LUMC © by author

Iodamoeba bütschlii (amoeba)

- Cyst (8-15 μm)
- Variation in size and shape
- 1 nucleus
- Large, usually eccentric karyosome.
- Large compact mass (vacuole) of glycogen

